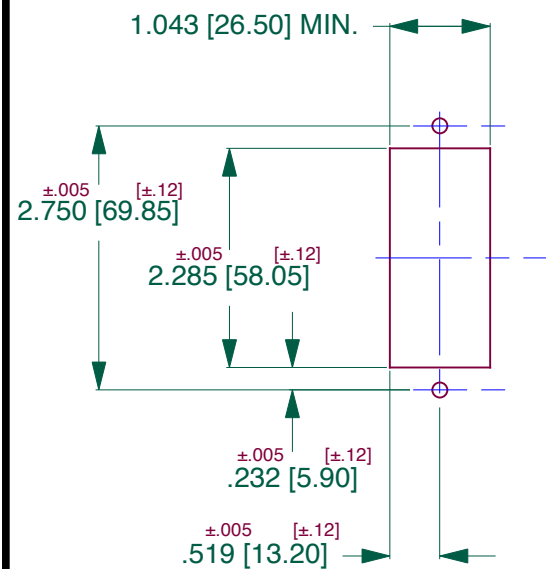
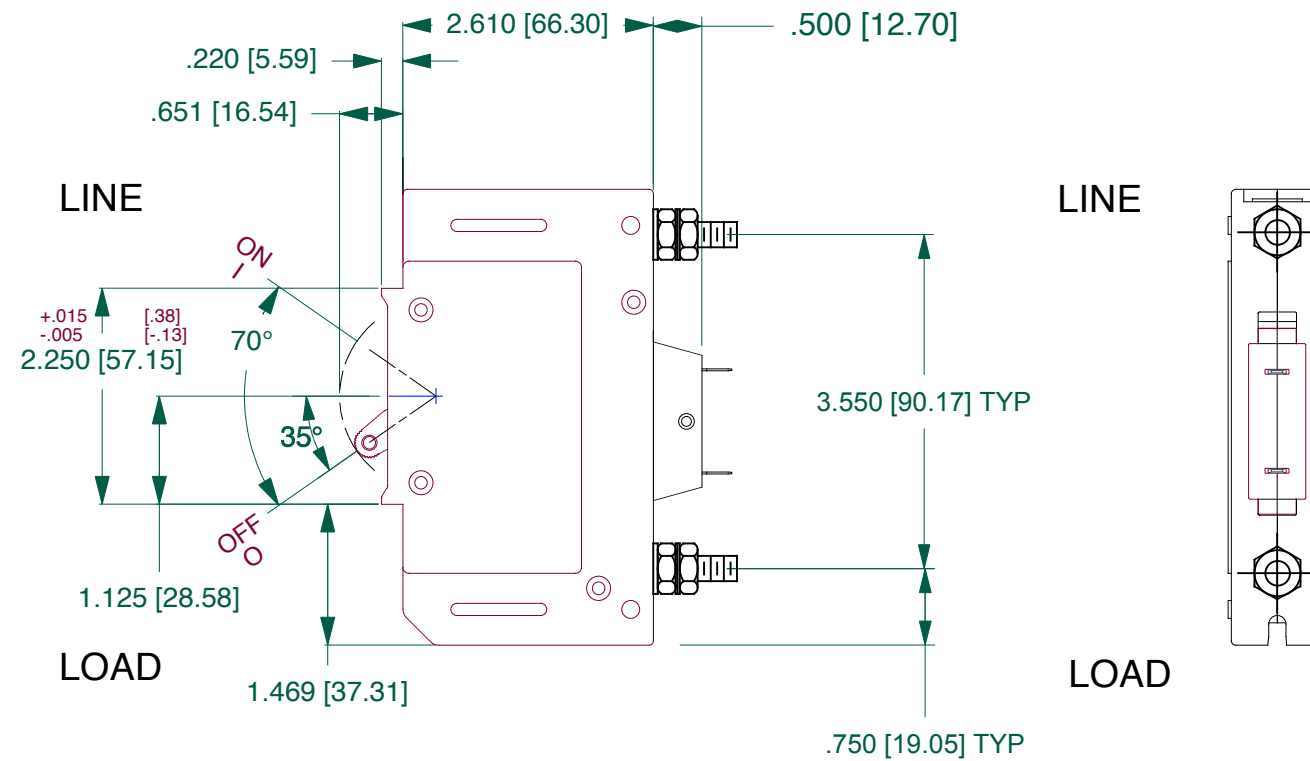
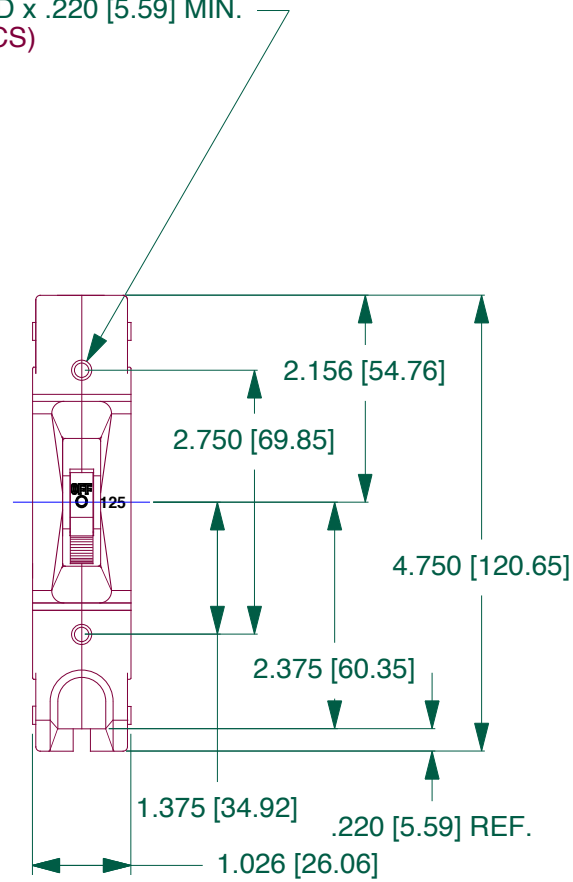


MOUNTING INSERTS:

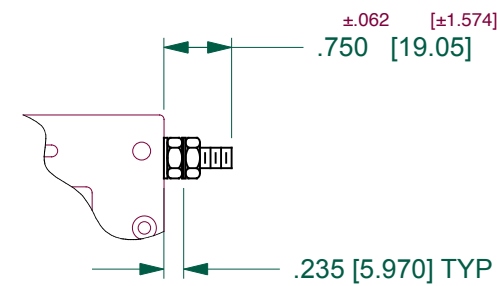
6-32 THREAD x .220 [5.59] MIN. DEEP (4PLCS)



PANEL CUTOUT DETAIL

LABEL INFORMATION:

FL. AMPS 125
 MAX VOLTS 150
 DELAY 14(MEDIUM)
 HERTZ DC
 CIRCUIT: K0 (DUAL COIL)
 TRIP AMPS 156
 VCOIL 24VDC MIN TRIP 19 VDC



1/4-20 STUD TERMINALS

CONTROL SYMBOLS	
	CRITICAL
	MAJOR

TOOL NO.	REV
REFERENCE NO.	
SHEET	OF

DRAWING NO. EA1-X0-17-708-22A-ZB		REV 01
REVISIONS		
REV	DESCRIPTION	DATE
MATERIAL		
FINISH		
DRAWING INTERPRETATIONS		
PROJECTIONS 	DIMENSIONS INCHES MILLIMETERS	
UNSPECIFIED TOLERANCES DECIMALS ±.005 (±.127 mm); ANGULAR ±1°		
DRAWN BY: MM 2-18-10	CHECKED BY: ME 2-18-10	SCALE
APPROVED BY: ECKELS	DATE APPROVED 2-18-10	
DO NOT SCALE DRAWING		
TITLE E- SERIES CIRCUIT BREAKER		
CARLINGSWITCH, INC. CIRCUIT BREAKER DIVISION PLAINVILLE, CT		
SIZE B	DRAWING NO. EA1-X0-17-708-22A-ZB	REV 01
SHEET OF		SHEET 1 OF 1