



INFO SHEET

AMERICAN BLACK WALNUT 'FOGGY MORNING'



# INFO SHEET

## AMERICAN BLACK WALNUT 'FOGGY MORNING'

### 1 GENERAL PRODUCT INFORMATION

**SURFACE TEXTURE** sanded

**FINISH TYPE** bleached, primer & Varnax

**COLOUR INFO\*** colour variation:

very even colour	light colour variation	medium colour variation	strong colour variation
	✓		

Please note that wood grades with more characteristics (such as knots, cracks, heart line) show more colour variation.

**colour behavior:** walnut may become lighter over time due to the influence of UV-light, especially in cases of direct sunlight on the floor.

*Although we strive to portray wood structure and colour as realistically as possible in all our samples and images, a single sample or any image can never act as a representation of an entire floor: no rights can be derived. Wood is natural material: variation in grain and colour occurs. Floors may also change over time due to the influence (or lack) of UV light, wear & tear, and maintenance.*

**CONSTRUCTION**  
 15 → 3 mm walnut + 12 mm birch plywood  
 20 → 5 mm walnut + 15 mm birch plywood

AVAILABILITY PLANK	SELECT / NATURAL
minimum 80% > 1800 mm	
15 x 140 x 1000-3000 mm	✓
15 x 180 x 1000-3000 mm	✓
15 x 220 x 1000-3000 mm	✓
20 x 260 x 1000-3000 mm	✓

**GRADE**



**GRADES**

<p><b>140/180/220 mm</b>          knots max 2 cm          knot holes max 1 cm          limited sapwood (steamed)</p>	<p><b>260 mm</b>          knots max 3 cm          knot holes max 1.5 cm          limited sapwood (steamed)</p>
<i>other grades on request</i>	

**BEVELS**

micro bevels on the long sides only

**OPTIONS**

fixed lengths  
 customized bevels  
 hardwaxed satin mat  
 Varnax – innovative, mat anti-scratch hybrid coating  
 misc. patterns (see next chapter)  
 complementary products (cladding for walls and ceiling, stair elements, windowsills, etc)

**2 PATTERNS**

**MIXED WIDTH**

choose 2 or 3 widths and install these in a repeated system

**RANDOM WIDTH**

choose 2 or 3 widths and install these in a random pattern

**HERRINGBONE**

	SELECT / NATURAL
15 x 100 x 700 mm	✓
15 x 140 x 700 mm	✓
15 x 180 x 900 mm	✓

*other dimensions on request*




**CHEVRON**

in consultation only



45°



60°

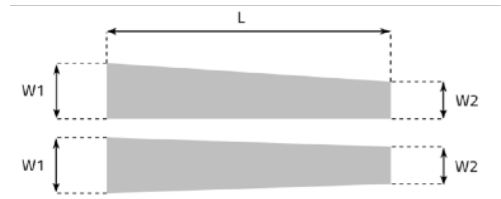
**MANSION WEAVE**

WIDTH
180
220
260



**(SEMI) TRAPEZIUM**

WIDTH 1	WIDTH 2	LENGTH
140	95	700
180	120	900
220	150	1100
260	180	1200



**CUBE**

WIDTH
440
520




**QUADRO**

WIDTH
180
220
260



**CREATIVE**

WIDTH	LENGTHS
220	220   440   660   880



### 3 SOCIAL AND ENVIRONMENTAL RESPONSIBILITIES

WOODlife’s owners genuinely believe their employer’s responsibility goes beyond just being good for your employees. Therefore, their production facility is granted an accredited social status, meaning that at least 50% of the employees has a certain degree of incapacity for work due to invalidity, disablement, deafness, personality disorders, and so on.

The black walnut is harvested from FSC®-certified forests. Our FSC-certificate can be downloaded from our website.



Our products are finished using low-emission natural oils, hardwax oils and water-based lacquers produced by Saicos Colour, Germany.



WOODlife’s multiplanks have an Excellent rating according to BREAAAM. The approval implies that the products have passed tests for all major European regulations on the presence of VOC’s and Formaldehyde in wooden flooring. Our flooring does not contain any solvents, isocyanides, formaldehyde, Creosote, Arsenic or Chrome.



We do not waste any wood. Leftovers are used to produce skirting and home decorations. The remainder, as well as all our saw dust, is used as fuel wood to heat the entire factory including drying kilns. This reduces our carbon footprint substantially.

## 4 INSTALLATION & MAINTENANCE

### INSTALLATION

- We recommend taking app 7-8% saw waste for regular flooring and 12-14% for pattern flooring into account when calculating the amount needed.
- Storage in the room at least 48 hours before installation. Packs are to be kept closed.
- During installation, humidity should be between 35% and 70%, temperature between 18 ° to 24 ° Celsius.
- Installation method: glue down or screw down is recommended, floating installation is possible in most cases.
- Always take local installation standards into account.
- All our walnut floors are suitable for under floor heating.
- All oiled WOODlife floors are finished with natural oils and waxes and have been fully cured at the factory. Unlike oxidative oiled floors, our floors are fully hardened upon arrival and can therefore be used in any space, without any restrictions.

Also see the following documentation:

*WOODlife Flooring – installation guidelines.*

### CARE & MAINTENANCE

- After installation, relative humidity levels in the rooms should always be kept between 30% and 70%.
- Please be aware to place humidifiers/vaporizers during the wintertime if needed.
- Ventilate the spaces on a regular basis.
- Our floors require regular maintenance; frequency strongly depends on type of use. A rough guideline:

Daily cleaning:

Periodic cleaning:

Maintenance at regular use:

Maintenance at intensive & commercial use:

Dry cleaning

Saicos Wash Care (parquet friendly soap for mopping)

Saicos Wax Care (maintenance oil), 1 or 2 times per year

Saicos Wax Care (maintenance oil), 3 or 4 times per year

Also see the following documentation:

*WOODlife Flooring – maintenance guide.*

Copyright © 2021 by WOODlife Flooring BV.

All rights reserved.