



ABIKO PRODUCT CATALOGUE

Pre insulated Terminals | End Sleeves | Crimping, Cutting and Stripping tools



Environment policy

We shall always work with ongoing improvements reducing our influence on the environment. This shall be achieved by using resources in an environment promoting way and by reducing the amount of emissions and waste. We shall meet the legal requirements with a good margin. Our products shall be designed to minimise environmental influence related to

- Manufacture
- Use, and
- Final disposal

All ingredients, materials and components with a negative environment influence shall gradually be exchanged. Our processes as well as our places and methods of work shall be designed and adapted in order to minimise environmental influence and to avoid injury and health hazard to persons.

Information and training shall constitute normal activities in the company to stimulate interest in environment issues with all our employees and to support personal development and participation in the environment work of the company.

Our suppliers and commissioned partners shall be chosen and influenced in such a way that they can add to our fulfilment of the environment policy.

Our customers shall be informed of our environment work and form co-operation partners to spread knowledge and advice to the parties of the distribution chain, all in order to safeguard the proper use, stocking and final disposal of our products.

We shall continuously evaluate the results of the environment work.

We shall demonstrate openness concerning information on our work with and influence on the environment.

Quality

Good quality forms the basis for development with high productivity and competitiveness. Our quality concept addresses our customers, our suppliers and ourselves. With quality we understand our ability to meet internal as well as external customer requirements and expectations regarding the use of our products and services.

Quality declaration

Our overall quality target shall be to surpass the quality in products and services offered to the market by our competitors. Our attitude shall be characterized by ongoing improvements, with the ambition also to be regarded a natural partner in relevant quality work. Each and every employee shall give priority the responsibility for quality in his/her daily work. All work regarding quality improvements is supported by the company management.

As a means to fulfil this quality declaration, the requirements of the quality standard ISO 9001 shall be applied as a general standard for the quality work within ABIKO.



Pre insulated terminals

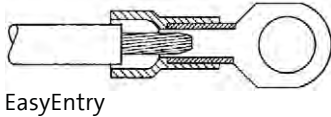
General information	1.2
Ring terminals 0.5 - 6 mm ²	1.3
Fork terminals 0.5 - 6 mm ²	1.3
Pin terminals 0.5 - 6 mm ²	1.4
Blade terminals 0.5 - 6 mm ²	1.4
Lipped blade terminals 0.5 - 6 mm ²	1.4
Through connectors 0.5 - 6 mm ²	1.5
Through connectors with heat shrink insulation 0.5 - 6 mm ²	1.5
Tabs 0.5 - 6 mm ²	1.5
Receptacles 0.5 - 6 mm ²	1.6
Multiple tabs 0.5 - 2,5 mm ²	1.6
Receptacles, fully insulated 0.5 - 6 mm ²	1.6
Bullets 0.5 - 6 mm ²	1.7
Sockets, fully insulated 0.5 - 6 mm ²	1.7
Tap-off connectors 0.5 - 6 mm ²	1.7
End connectors, fully insulated 1 - 6 mm ²	1.7
Assortment boxes	1.8

Cu-terminals

Sheet metal terminals 1 - 240 mm ² DIN 46234	2.1 - 2.2
---	-----------

ABIKO pre insulated terminals

ABIKO ring, fork and pin terminals are manufactured from high grade copper and receptacles from brass or tin-bronze. All terminals are electrolytically tin plated to achieve good corrosion protection. The necks of the terminals are brazed or with a supporting copper sleeve to allow crimping in any direction around the neck.



EasyEntry




EasyEntry

Most ABIKO insulation sleeves are of EasyEntry type which guides all the conductor strands properly into the terminal neck. The risk for back-folded strands, possibly resulting in flash-overs and reduced crimped cross section area is therefore minimised.

Insulation

ABIKO insulation sleeves are moulded in polyamid which has excellent deformation characteristics and maintains its vibration support up to high temperatures of over 100° C. Caution must be taken at alkalic exposure. As PA can dry out when it is stored in open air we recommend that opened bags are reclosed and that there is damped piece of paper in the plastic bag, to avoid that the PA insulation crackle when crimping the insulation.

The colour of the insulation sleeve relates to which cross section area the terminal accepts:

	Red sleeve	0,5 - 1,5 mm ²
	Blue sleeve	1,5 - 2,5 mm ²
	Yellow sleeve	4 - 6 mm ²

Example of marking


Example of marking
Cat. no. KA1532R (E, FLS, G etc)
K = ABIKO
A = pre-insulated
15 = cross section area (1,5 mm ²)
32 = characteristic size (stud hole 3,2 mm)
E = end terminal or ferrule
FLS = receptacles, rolled type
FLSF = receptacles, fully insulated rolled type
FLSH = multiple tabs, rolled type (piggy back)
FLST = receptacles, rolled type, tin-bronze
G = fork terminals
GB = flanged fork terminals
H = receptacles (male)
HA = bullets (male)
HO = sockets (female)
K = hook terminals
PSK = parallel connectors
R = ring terminals
SF = blade terminals
SFB = blade terminals (flanged)
SFK = blade terminals
SFL = blade terminals
SFN = blade terminals (with locking lip)
SR = pin terminals
SRK = pin terminals
SK = through connectors
SKW = through connectors with heat shrink insulation

Ring terminals 0.5 - 6 mm²

■ Material: Cu, tin plated, brazed neck.

■ Insulation material: Nylon (PA) with easy-entry, halogen free. UL-approved.

Min temperature: -20°C. Max temperature: 105°C.



mm ²	AWG	Cat. no.	Screw	mm W	d	d2	L	L ₁	s	t	t1	Pcs/pack*	Bulk
0,5-1,5	22-16	KA1532R	M4	5,50	4,10	3,20	17,50	10,50	7	0,75	0,80	100	1000
	22-16	KA1537R	M3,5	5,50	4,10	3,70	17,50	10,50	7	0,75	0,80	100	1000
	22-16	KA1543R	M4	8,00	4,10	4,30	21,70	10,50	7	0,75	0,80	100	1000
	22-16	KA1553R	M5	8,00	4,10	5,30	21,70	10,50	7	0,75	0,80	100	1000
	22-16	KA1565R	M6	11,60	4,10	6,40	27,60	10,50	7	0,75	0,80	100	1000
2,5	16-14	KA2532R	M3	8,50	4,50	3,20	23,00	11,00	8	0,80	0,80	100	1000
	16-14	KA2537R	M3,5	6,60	4,50	3,70	20,60	11,00	8	0,80	0,80	100	1000
	16-14	KA2543R	M4	8,50	4,50	4,30	23,00	11,00	8	0,80	0,80	100	1000
	16-14	KA2553R	M5	9,50	4,50	5,30	23,00	11,00	8	0,80	0,80	100	1000
	16-14	KA2565R	M6	12,00	4,50	6,40	28,10	11,00	8	0,80	0,80	50	1000
	16-14	KA2585R	M8	12,00	4,50	8,40	28,10	11,00	8	0,80	0,80	50	1000
6	12-10	KA4643R	M4	9,50	6,60	4,30	26,70	14,00	9	1,00	0,80	50	500
	12-10	KA4653R	M5	9,50	6,60	5,30	26,70	14,00	9	1,00	0,80	50	500
	12-10	KA4665R	M6	12,00	6,60	6,40	32,70	14,00	9	1,00	0,80	25	500
	12-10	KA4685R	M8	15,00	6,60	8,40	34,90	14,00	9	1,00	0,80	25	500
	12-10	KA4610R	M10	15,00	6,60	10,50	34,90	14,00	9	1,00	0,80	25	500

s = strip length t = palm thickness t1 = insulation thickness

* consumer pack available on request

Fork terminal 0.5 - 6 mm²

■ Material: Cu, tin plated, brazed neck.

■ Insulation material: Nylon (PA) with easy-entry, halogen free. UL-approved.

Min temperature: -20°C. Max temperature: 105°C.



area	AWG	Cat. no.	Screw	mm W	d	d2	L	L ₁	s	t	t1	Pcs/pack*	Bulk
0,5-1,5	22-16	KA1532G	M3	5,70	4,10	3,20	22,00	10,50	7	0,75	0,80	100	1000
	22-16	KA1537G	M3,5	6,20	4,10	3,70	22,00	10,50	7	0,75	0,80	100	1000
	22-16	KA1543G	M5	7,20	4,10	4,30	22,00	10,50	7	0,75	0,80	100	1000
	22-16	KA1553G	M5	8,00	4,10	5,30	22,00	10,50	7	0,75	0,80	100	1000
	22-16	KA1565G	M6	10,70	4,10	6,40	23,00	10,50	7	0,75	0,80	100	1000
1,5-2,5	16-14	KA2532G	M3	5,70	4,50	3,20	22,00	11,00	8	0,80	0,80	100	1000
	16-14	KA2537G	M3,5	6,20	4,50	3,70	22,00	11,00	8	0,80	0,80	100	1000
	16-14	KA2543G	M4	7,20	4,50	4,30	22,00	11,00	8	0,80	0,80	100	1000
	16-14	KA2553G	M5	8,00	4,50	5,30	22,00	11,00	8	0,80	0,80	50	1000
16-14	KA2565G	M6	10,70	4,50	6,40	23,00	11,00	8	0,80	0,80	50	1000	
4-6	12-10	KA4643G	M4	8,20	6,60	4,30	26,70	14,00	9	1,00	0,80	50	500
	12-10	KA4653G	M5	9,00	6,60	5,30	26,70	14,00	9	1,00	0,80	50	500
	12-10	KA4665G	M6	12,00	6,60	6,40	30,70	14,00	9	1,00	0,80	25	500
	12-10	KA4685G	M8	13,50	6,60	8,40	32,60	14,00	9	1,00	0,80	25	500

s = strip length t = palm thickness t1 = insulation thickness

* consumer pack available on request



Pin terminals 0.5 - 6 mm²

- Material: Cu, tin plated, brazed neck.
- Insulation material: Nylon (PA) with easy-entry, halogen free. UL-approved.
Min temperature: -20°C. Max temperature: 105°C.

area	AWG	Cat. no.	mm W	d	L	L ₁	s	t	t1	Pcs/pack*	Bulk
0,5-1,5	22-16	KA1519SR	2,00	4,10	22,50	10,50	7	0,75	0,80	100	1000
	22-16	KA1519SRK	2,00	4,10	19,50	10,50	7	0,75	0,80	100	1000
1,5-2,5	16-14	KA2519SR	2,00	4,50	23,50	11,00	8	0,80	0,80	100	1000
	16-14	KA2519SRK	2,00	4,50	20,50	11,00	8	0,80	0,80	100	1000
4-6	12-10	KA4630SR	2,70	6,60	27,50	14,00	9	0,80	0,75	50	500

s = strip length t = palm thickness t1 = insulation thickness
* consumer pack available on request

Blade terminals 0.5 - 6 mm²

- Material: Cu, tin plated, brazed neck.
- Insulation material: Nylon (PA) with easy-entry, halogen free. Not UL-approved.
Min temperature: -20°C. Max temperature: 105°C.

area	AWG	Cat. no.	mm W	L	d	L ₁	s	t	t1	Pcs/pack*	Bulk
0,5-1,5	22-16	KA1528SF	2,80	19,50	4,10	10,50	7	0,75	0,80	100	1000
1,5-2,5	16-14	KA2528SF	2,80	20,00	4,50	11,00	8	0,80	0,80	100	1000
4-6	12-10	KA4628SF	2,80	24,00	6,60	14,00	9	1,00	0,80	50	500

s = strip length t = palm thickness t1 = insulation thickness
* consumer pack available on request

Lipped blade terminals 0.5 - 6 mm²

- Material: Cu, tin plated, brazed neck.
- Insulation material: Nylon (PA) with easy-entry, halogen free. Not UL-approved.
Min temperature: -20°C. Max temperature: 105°C.

area	AWG	Cat. no.	mm W	L	D	d ₁	e	L ₁	A	s	t	t1	Pcs/pack*	Bulk
0,5-1,5	22-16	KA1528SFB	2,80	28,00	4,00	1,90	17,50	10,50	2,20	7	0,80	0,8	100	1000
	22-16	KA1546SFB	4,60	28,00	4,00	1,90	17,50	10,50	2,20	7	0,80	0,8	100	1000
1,5-2,5	16-14	KA2528SFB	2,80	28,50	4,50	2,50	17,50	11,00	2,30	8	0,80	0,8	100	1000
	16-14	KA2546SFB	4,60	28,50	4,50	2,50	17,50	11,00	2,30	8	0,80	0,8	100	1000
4-6	12-10	KA4628SFB	2,80	32,00	6,50	3,40	18,00	14,00	3,00	9	1,00	1,0	50	500
4-6	12-10	KA4646SFB	4,60	32,00	6,50	3,40	18,00	14,00	3,00	9	1,00	1,0	50	500

s = strip length t = palm thickness t1 = insulation thickness
* consumer pack available on request




Through connectors 0.5 - 6 mm²

■ Material: Cu, tin plated.

■ Insulation material: Nylon (PA) with easy-entry, halogen free. UL-approved.
Min temperature: -20°C. Max temperature: 105°C.

area	AWG	Cat. no.	mm W	D	L	L ₁	C	S	t	t1	Pcs/ pack*	Bulk
0,5-1,5	22-16	KA1525SK	5,60	4,00	25,00	15,00	5,00	7	0,75	0,80	50	1000
1,5-2,5	16-14	KA2527SK	6,10	4,50	25,30	15,00	5,70	8	0,80	0,80	50	1000
4-6	12-10	KA4652SK	8,10	6,50	27,50	15,00	7,10	9	1,00	0,80	25	500

s = strip length t = palm thickness t1 = insulation thickness
* consumer pack available on request




Through connectors with heat shrink insulation 0.5 - 6 mm²

■ Material: Cu, tin plated, heat shrink sleeve with melting glue inside.

■ Insulation material: Nylon (PA), no easyentry, halogen free.

area	Cat. no.	D	L	s	Pcs/ pack
0,5-1,5	KA1535SKW	4,50	35,00	8	50
1,5-2,5	KA2535SKW	5,40	35,00	8	25
4-6	KA4650SKW	6,80	40,00	9	25

s = strip length
After crimping and hot air gun heating, a water proof connection, glued to the cable and the connector, is achieved.




Tabs 0.5 - 6 mm²


■ Material: Brass, tin plated, support sleeve copper.

■ Insulation material: Nylon (PA) with easy-entry, halogen free. UL-approved.
Min temperature: -20°C. Max temperature: 105°C.

area	AWG	Cat. no.	mm W	d	L	L ₁	s	t	t1	For receptacles	Pcs/ pack*	Bulk
0,5-1,5	22-16	KA1507H	6,30	4,10	22,00	10,50	7	0,40	0,80	6,3x0,8	100	1000
1,5-2,5	16-14	KA2507H	6,30	5,00	22,50	11,00	8	0,40	0,80	6,3x0,8	50	1000
4-6	12-10	KA4607H	6,30	6,60	24,50	14,00	9	0,40	0,80	6,3x0,8	50	500

s = strip length t = palm thickness t1 = insulation thickness
* consumer pack available on request





Receptacles 0.5 - 6 mm²

- Material: Brass, tin plated, support sleeve copper.
- Insulation material: Nylon (PA) with easy-entry, halogen free. UL-approved.
Min temperature: -20°C. Max temperature: 105°C.

area	AWG	Cat. no.	For tabs	mm W	d	L	L ₁	s	t	t1	Pcs/pack*	Bulk
0,5-1,5	22-16	KA1503FLS5	2,8x0,5	3,20	4,10	18,50	10,50	7	0,25	0,75	100	1000
	22-16	KA1503FLS8	2,8x0,8	3,20	4,10	18,50	10,50	7	0,25	0,75	100	1000
	22-16	KA1505FLS5	4,8x0,5	5,00	4,10	19,50	10,50	7	0,40	0,75	100	1000
	22-16	KA1505FLS8	4,8x0,8	5,00	4,10	19,50	10,50	7	0,40	0,75	100	1000
	22-16	KA1507FLS	6,3x0,8	6,70	4,10	21,50	10,50	7	0,40	0,75	100	1000
1,5-2,5	16-14	KA2505FLS5	4,8x0,5	5,00	5,00	20,00	11,00	8	0,40	0,75	50	1000
	16-14	KA2505FLS8	4,8x0,8	5,00	5,00	20,00	11,00	8	0,40	0,75	50	1000
	16-14	KA2507FLS	6,3x0,8	6,70	5,00	21,50	11,00	8	0,40	0,75	50	1000
4-6	12-10	KA4607FLS	6,3x0,8	6,70	6,60	25,00	14,00	9	0,40	0,80	50	500
	12-10	KA4609FLS	9,5x1,2	9,90	6,60	30,10	14,00	9	0,40	0,80	25	500

s = strip length t = palm thickness t1 = insulation thickness
* consumer pack available on request

Multiple tabs 0.5 - 2,5 mm²

- Material: Brass, tin plated, support sleeve copper.
- Insulation material: Nylon (PA) with easy-entry, halogen free. Not UL-approved.
Min temperature: -20°C. Max temperature: 105°C.

area	AWG	Cat. no.	For tabs	mm W	d	L	L ₁	s	t	t1	Pcs/pack*	Bulk
0,5-1,5	22-16	KA1507FLSH	6,3x0,8	6,70	4,10	22,50	10,50	7	0,40	0,80	50	500
1,5-2,5	16-14	KA2507FLSH	6,3x0,8	6,70	5,00	23,00	11,00	8	0,40	0,80	50	500

s = strip length t = palm thickness t1 = insulation thickness
* consumer pack available on request



Receptacles, fully insulated 0.5 - 6 mm²

- Material: Brass, tin plated, support sleeve copper.
- Insulation material: Nylon (PA) with easy-entry, halogen free. UL-approved.
Min temperature: -20°C. Max temperature: 105°C.

area	AWG	Cat. no.	For tabs	mm W	b	d	L	L ₁	s	t	t1	Pcs/pack*	Bulk
0,5-1,5	22-16	KA1503FLSF5	2,8x0,5	3,20	5,90	4,30	19,00	10,50	7	0,25	0,80	50	1000
	22-16	KA1503FLSF8	2,8x0,8	3,20	5,90	4,30	19,00	10,50	7	0,25	0,80	50	1000
	22-16	KA1505FLSF5	4,8x0,5	5,00	7,40	4,30	19,50	10,50	7	0,40	0,80	100	1000
	22-16	KA1505FLSF8	4,8x0,8	5,00	7,40	4,30	19,50	10,50	7	0,40	0,80	100	1000
	22-16	KA1507FLSF	6,3x0,8	6,70	9,00	4,30	21,50	10,50	7	0,40	0,80	50	500
1,5-2,5	16-14	KA2505FLSF5	4,8x0,5	5,00	7,40	5,00	20,00	11,00	8	0,40	0,80	50	1000
	16-14	KA2505FLSF8	4,8x0,8	5,00	7,40	5,00	20,00	11,00	8	0,40	0,80	50	1000
	16-14	KA2507FLSF	6,3x0,8	6,70	9,00	5,00	22,00	11,00	8	0,40	0,80	25	500
4-6	12-10	KA4607FLSF	6,3x0,8	6,70	9,00	6,60	26,00	14,00	9	0,40	0,80	25	500

s = strip length t = palm thickness t1 = insulation thickness
* consumer pack available on request



Bullets 0.5 - 6 mm²

- Material: Brass, tin plated, support sleeve copper.
- Insulation material: Nylon (PA) with easy-entry, halogen free. Not UL-approved.
Min temperature: -20°C. Max temperature: 105°C.

area	AWG	Cat. no.	mm W	d	L	L ₁	s	t	t1	Pcs/pack*	Bulk
0,5-1,5	22-16	KA1504HA	4,00	4,10	22,00	10,50	7	0,40	0,75	50	1000
1,5-2,5	16-14	KA2505HA	5,00	5,00	22,50	11,00	8	0,40	0,65	50	1000
4-6	12-10	KA4605HA	5,00	6,60	26,00	14,00	9	0,40	0,85	50	500

s = strip length t = palm thickness t1 = insulation thickness
* consumer pack available on request




Sockets, fully insulated 0.5 - 6 mm²

- Material: Brass, tin plated, support sleeve copper.
- Insulation material: Nylon (PA) with easy-entry, halogen free. Not UL-approved.
Min temperature: -20°C. Max temperature: 105°C.

area	AWG	Cat. no.	For bullets diam. mm	W	b	d	L	L ₁	s	t	t1	Pcs/pack*	Bulk
0,5-1,5	22-16	KA1504HO	4,00	4,65	7,00	4,30	24,00	10,50	7	0,40	0,75	25	1000
1,5-2,5	16-14	KA2505HO	5,00	5,65	7,90	5,00	24,00	10,50	8	0,40	0,80	25	1000
4-6	12-10	KA4605HO	5,00	5,65	7,90	6,60	27,00	13,00	9	0,40	0,80	25	500

s = strip length t = palm thickness t1 = insulation thickness
* consumer pack available on request



Tap-off connectors 0.5 - 6 mm²

- Material: Cu.
- Insulation material: Nylon (PA), halogen free. Not UL-approved.
Min temperature: -20°C. Max temperature: 105°C.

area	AWG	Cat. no.	mm W	L	Pcs/pack	Bulk
0,5-1,5	22-16	KA15Y	19,70	31,50	5	500
1,5-2,5	16-14	KA25Y	19,70	31,50	5	500
4-6	12-10	KA46Y	20,00	31,80	5	250

End connectors, fully insulated 1 - 6 mm²

- Material: Cu.
- Insulation material: Nylon (PA), halogen free. Not UL-approved. Min temperature: -20°C. Max temperature: 105°C.

area	AWG	Cat. no.	mm W	d	L	L ₁	s	t	Pcs/pack*	Bulk
1-3	16-14	KA2500E	5,60	7,90	19,70	12,00	8	0,35	50	1000
4-6	12-10	KA4600E	7,20	10,50	25,50	14,60	9	0,60	25	500

s = strip length t = palm thickness
* consumer pack available on request



Assortment boxes

AL1000

AL1000



Assortment box designed for electromechanical shops and service departments.

Particulars

- box manufactured from steel
- 29 partitions
- approx. 1000 pre-insulated terminals 0.5 - 6 mm²
- connector blocks and cable ties
- crimping tool KSA0760
- stripping and cutting tool ABIKO 001
- length 370 mm, width 298 mm, height 37 mm

AL450A

AL450A



Assortment box designed for various professional use.

Particulars

- box manufactured from polypropylene
- 11 partitions
- 300 pre-insulated terminals 0.5 - 6 mm²
- crimping tool KSA0760
- stripping and cutting tool ABIKO 001
- length 246 mm, width 171 mm, height 56.5 mm

AL450

AL450



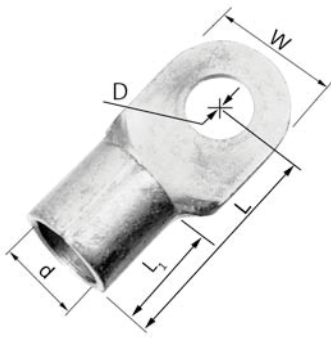
Assortment box designed for hobby use.

Particulars

- box manufactured from polypropylene
- 11 partitions
- 300 pre-insulated terminals 0.5 - 6 mm²
- hobby crimping tool ABIKO 50
- stripping and cutting tool ABIKO 001
- length 246 mm, width 171 mm, height 56.5 mm

Sheet metal terminals 1 - 240 mm² DIN 46234

■ Data: electrolytic copper, tin plated, dimensions according to DIN 46234.



Cat. no. mm ² , bolt	AWG	mm W	D	d	L	L ₁	t	Bulk	Pcs/ pack
KB1-2,5R	18	6	2,7	1,6	11	5	0,8	1000	100
KB1-3R	18	6	3,2	1,6	11	5	0,8	1000	100
KB1-3,5R	18	6	3,7	1,6	11	5	0,8	1000	100
KB1-4R	18	8	4,3	1,6	12	5	0,8	1000	100
KB1-5R	18	10	5,3	1,6	13	5	0,8	1000	100
KB1-6R*	18	11	6,5	1,6	14	5	0,8	1000	100
KB1-8R*	18	11,6	8,4	1,9	15,7	4,5	0,75	1000	100
KB2,5-3R	(16)-14	6	3,2	2,3	11	5	0,8	1000	100
KB2,5-3,5R	(16)-14	6	3,7	2,3	11	5	0,8	1000	100
KB2,5-4R	(16)-14	8	4,3	2,3	12	5	0,8	1000	100
KB2,5-5R	(16)-14	10	5,3	2,3	14	5	0,8	1000	100
KB2,5-6R	(16)-14	11	6,5	2,3	16	5	0,8	1000	100
KB2,5-8R	(16)-14	14	8,4	2,3	17	5	0,8	1000	100
KB2,5-10R*	(16)-14	13,7	10,5	2,5	18,4	4,5	0,8	1000	100
KB2,5-12R*	(16)-14	19,0	13,0	2,5	19,5	4,5	0,8	1000	100
KB6-4R	10	8	4,3	3,6	14	6	1,0	500	50
KB6-5R	10	10	5,3	3,6	15	6	1,0	500	50
KB6-6R	10	11	6,5	3,6	16	6	1,0	500	50
KB6-8R	10	14	8,4	3,6	19	6	1,0	500	50
KB6-10R	10	18	10,5	3,6	21	6	1,0	500	50
KB6-12R	10	19	13	3,6	23	6	1,0	500	50
KB10-4R*	8	10	4,3	4,5	16	8	1,1	100	-
KB10-5R	8	10	5,3	4,5	16	8	1,1	100	-
KB10-6R	8	11	6,5	4,5	17	8	1,1	100	-
KB10-8R	8	14	8,4	4,5	20	8	1,1	100	-
KB10-10R	8	18	10,5	4,5	21	8	1,1	100	-
KB10-12R	8	22	13	4,5	23	8	1,1	100	-
KB16-5R	6	11	5,3	5,8	20	10	1,2	100	-
KB16-6R	6	11	6,5	5,8	20	10	1,2	100	-
KB16-8R	6	14	8,4	5,8	22	10	1,2	100	-
KB16-10R	6	18	10,5	5,8	24	10	1,2	100	-
KB16-12R	6	22	13	5,8	26	10	1,2	100	-
KB25-5R	4	12	5,3	7,5	25	11	1,5	100	-
KB25-6R	4	12	6,5	7,5	25	11	1,5	100	-
KB25-8R	4	16	8,4	7,5	25	11	1,5	100	-
KB25-10R	4	18	10,5	7,5	26	11	1,5	100	-
KB25-12R	4	22	13	7,5	31	11	1,5	100	-
KB25-16R	4	28	17	7,5	35	11	1,5	100	-
KB35-6R	2	15	6,5	9	26	12	1,6	100	-
KB35-8R	2	16	8,4	9	26	12	1,6	100	-
KB35-10R	2	18	10,5	9	27	12	1,6	100	-
KB35-12R	2	22	13	9	31	12	1,6	100	-
KB35-16R	2	28	17	9	36	12	1,6	100	-
KB50-6R	1/0	18	6,5	11	34	16	1,8	100	-
KB50-8R	1/0	18	8,4	11	34	16	1,8	100	-
KB50-10R	1/0	18	10,5	11	34	16	1,8	100	-
KB50-12R	1/0	22	13	11	36	16	1,8	100	-
KB50-16R	1/0	28	17	11	40	16	1,8	100	-
KB70-6R	2/0	22	6,5	13	38	18	2	100	-
KB70-8R	2/0	22	8,4	13	38	18	2	100	-
KB70-10R	2/0	22	10,5	13	38	18	2	100	-
KB70-12R	2/0	22	13	13	38	18	2	100	-
KB70-16R	2/0	28	17	13	42	18	2	100	-
KB95-8R	4/0	24	8,4	15	42	20	2,5	50	-
KB95-10R	4/0	24	10,5	15	42	20	2,5	50	-
KB95-12R	4/0	24	13	15	42	20	2,5	50	-
KB95-16R	4/0	28	17	15	44	20	2,5	50	-

Cat. no. mm ² , bolt	AWG	mm W	D	d	L	L ₁	t	Bulk	Pcs/ pack
KB120-8R	250	24	8,4	16,5	44	22	3	25	-
KB120-10R	250	24	10,5	16,5	44	22	3	25	-
KB120-12R	250	24	13	16,5	44	22	3	25	-
KB120-16R*	250	28	17	16,5	44	22	3	25	-
KB150-10R	300	30	10,5	19	50	24	3,2	25	-
KB150-12R	300	30	13	19	50	24	3,2	25	-
KB150-16R	300	30	17	19	50	24	3,2	25	-
KB185-10R	350	36	10,5	21	50	28	3,5	20	-
KB185-12R	350	36	13	21	50	28	3,5	20	-
KB185-16R	350	36	17	21	50	28	3,5	20	-
KB240-10R	500	38	10,5	23,5	56	32	4	10	-
KB240-12R	500	38	13	23,5	56	32	4	10	-
KB240-16R	500	38	17	23,5	56	32	4	10	-

* not according to DIN46234
t = palm thickness

mardalcables.com

End sleeves

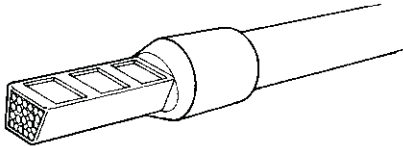
General information	3.2
Pre insulated end sleeves 0.25 - 50 mm ²	3.3
Pre insulated TWIN end sleeves 2 x 0.5 - 2 x 16 mm ²	3.4
Uninsulated end sleeves 0.5 - 35 mm ²	3.5

mardal cables.com

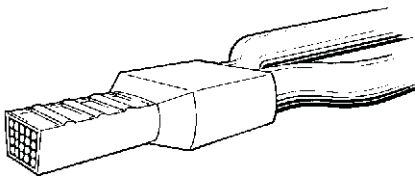
End sleeves

End sleeves are used when a perfect connection is required, for example, to a screw terminal block. The strands are kept together and connecting screws will not damage the strands. Long lasting contact forces are easier to achieve. In addition to the end sleeves shown in the tables, we also offer similar terminals with other commonly used colour codings systems as well as terminals above 50 mm² when needed.

Abiko end sleeves are manufactured from tin plated, electrolytic 99.95% copper tubes. The end sleeves have dimensions in accordance with DIN 46228 (with a few exceptions, see tables). The pre-insulated end sleeves are made of PP, polypropylene, and have a conical EasyEntry, inside shape.



Crimped pre-insulated end sleeves.



Crimped TWIN end sleeves.

Product designations

Cat. no. KA4-12ETW (example)

KA = pre-insulated

KB = un-insulated

4 = cross section area (4 mm²)

12 = metal sleeve length

ETW = end sleeve, colour code W

ETW2 = TWIN end sleeve, colour code W

Colour codes

Cross section area mm ²	Colours as per DIN 46228 type ETD	Standard colour type ETW	Alternative colour type ETT
0,14	grey	grey	brown
0,25	yellow	light blue	violet
0,34	turquoise	turquoise	pink
0,50	white	red-orange	white
0,75	grey	white	blue
1	red	yellow	red
1,5	black	red	black
2,5	blue	blue	grey
4	grey	grey	orange
6	yellow	black	green
10	red	ivory	brown
16	blue	green	white
25	yellow	brown	black
35	red	beige	red
50	blue	oliv green	blue
70	yellow	yellow	yellow
95	red	red	red
120	blue	blue	blue
150	yellow	yellow	yellow

Pre insulated end sleeves 0.25 - 50 mm²

■ Data: Cu99.95%, tin plated, polypropylene insulation, dimensions according to DIN 46228 part 4, colour code W.

■ Our standard colour code ETW is shown in the table below. If colour code T or D are requested, as shown in table on page 3:2, please order with the ending ETD or ETT instead of ETW, i.e. KA0,75-6ETD or KA0,75-6ETT instead of KA0,75-6ETW.



	area	Cat. no.	mm L	L ₁	d	s	Pcs/pack
	0,14	KA0,14-6ETW*	10,5	6	2,0	8	500
	0,25	KA0,25-6ETW*	10,5	6	2,0	8	500
	0,34	KA0,34-8ETW*	12	8	2,0	8	500
	0,5	KA0,5-6ETW	11,5	6	2,5	8	500
	0,5	KA0,5-8ETW	13,5	8	2,5	10	500
	0,5	KA0,5-10ETW	15,5	10	2,5	12	500
	0,75	KA0,75-6ETW	12,0	6	2,8	8	500
	0,75	KA0,75-8ETW	14,0	8	2,8	10	500
	0,75	KA0,75-10ETW	16,0	10	2,8	12	500
	0,75	KA0,75-12ETW	18,0	12	2,8	14	500
	1	KA1-6ETW	12,5	6	3,0	8	500
	1	KA1-8ETW	14,5	8	3,0	10	500
	1	KA1-10ETW	16,5	10	3,0	12	500
	1	KA1-12ETW	18,5	12	3,0	14	500
	1,5	KA1,5-8ETW	14,5	8	3,4	10	500
	1,5	KA1,5-10ETW	16,5	10	3,4	12	500
	1,5	KA1,5-18ETW	24,5	18	3,4	20	500
	2,5	KA2,5-8ETW	15,0	8	4,2	10	500
	2,5	KA2,5-12ETW	19,0	12	4,2	14	500
	2,5	KA2,5-18ETW	25,0	18	4,2	20	500
	4	KA4-10ETW	17,5	10	4,8	12	500
	4	KA4-12ETW	20,0	12	4,8	14	500
	4	KA4-18ETW	26,0	18	4,8	20	100
	6	KA6-12ETW	20	12	6,2	14	100
	6	KA6-18ETW	26	18	6,2	20	100
	10	KA10-12ETW	21	12	7,5	14	100
	10	KA10-18ETW	27	18	7,5	20	100
	16	KA16-12ETW	23	12	8,8	14	100
	16	KA16-18ETW	29	18	8,8	20	100
	25	KA25-16ETW	29	16	11,0	18	50
	25	KA25-22ETW	35	22	11,0	24	50
	35	KA35-16ETW	30	16	12,5	18	50
	35	KA35-25ETW	39	25	12,5	27	50
	50	KA50-20ETW	36,0	20	15	22	50
	50	KA50-25ETW	41,0	25	15	27	25

s = strip length

*Does not conform to DIN 46228 part 4.

We also offer larger areas than 50 mm² and other colour codes.

Pre insulated TWIN end sleeves 2 x 0.5 - 2 x 16 mm²

- Data: electrolytic copper, tin plated, polypropylene insulation, colour code according to standard colour W and sizes to DIN 46228.

Designed to connect two conductors in one end sleeve.



mm ²	area	Cat. no.	mm L	L ₁	d	D	H	s	Pcs/pack
2x0,5	2x0,5	KA0,5-8ETW2	15,0	8	1,5	4,5	2,3	10	500
2x0,75	2x0,75	KA0,75-8ETW2	15,0	8	1,8	5,1	2,6	10	500
2x1	2x1	KA1-8ETW2	15,0	8	2,0	5,1	3,0	10	500
2x1	2x1	KA1-10ETW2	17,0	10	2,0	5,1	3,0	12	500
2x1,5	2x1,5	KA1,5-8ETW2	16	8	2,3	6,4	3,5	10	500
2x1,5	2x1,5	KA1,5-12ETW2	20	12	2,3	6,4	3,5	14	500
2x2,5	2x2,5	KA2,5-10ETW2	18,5	10	2,9	7,5	4,0	12	250
2x2,5	2x2,5	KA2,5-13ETW2	21,5	13	2,9	7,5	4,0	15	500
2x4	2x4	KA4-12ETW2	23	12	3,8	8,6	4,9	14	100
2x6	2x6	KA6-14ETW2	25	14	4,6	9,6	5,8	16	100
2x10	2x10	KA10-14ETW2	26	14	6,5	12,6	7,0	16	100
2x16	2x16	KA16-16ETW2	31	16	8,5	16,6	8,8	16	50

s = strip length

Uninsulated end sleeves 0.5 - 35 mm²

■ Data: electrolytic copper, tin plated, dimensions according to DIN 46228 part 1.



area	Cat. no.	mm L	d	s	Pcs/pack
0,5	KB0,5-6ET	6	1,0	6	1000
0,5	KB0,5-8ET*	8	1,0	8	1000
0,5	KB0,5-10ET	10	1,0	10	1000
0,75	KB0,75-6ET	6	1,2	6	1000
0,75	KB0,75-8ET*	8	1,2	8	1000
0,75	KB0,75-10ET	10	1,2	10	1000
1	KB1-6ET	6	1,4	6	1000
1	KB1-8ET*	8	1,4	8	1000
1	KB1-10ET	10	1,4	10	1000
1	KB1-12ET*	12	1,4	12	1000
1,5	KB1,5-7ET	7	1,7	7	1000
1,5	KB1,5-10ET	10	1,7	10	1000
1,5	KB1,5-18ET	18	1,7	18	1000
2,5	KB2,5-7ET	7	2,2	7	1000
2,5	KB2,5-12ET	12	2,2	12	1000
2,5	KB2,5-18ET	18	2,2	18	1000
4	KB4-9ET	9	2,8	9	1000
4	KB4-12ET	12	2,8	12	1000
4	KB4-18ET	18	2,8	18	1000
6	KB6-10ET	10	3,5	10	1000
6	KB6-12ET	12	3,5	12	1000
6	KB6-18ET	18	3,5	18	1000
10	KB10-12ET	12	4,5	12	500
10	KB10-18ET	18	4,5	18	500
16	KB16-12ET	12	5,8	12	250
16	KB16-18ET	18	5,8	18	250
25	KB25-18ET	18	7,3	18	100
25	KB25-25ET	25	7,3	25	100
35	KB35-18ET	18	8,3	18	100
35	KB35-25ET	25	8,3	25	100

s = strip length

*Does not conform to DIN46228 part 1

Cross section areas > 35 mm² upon request.



Notes

A series of horizontal dotted lines intended for taking notes.

mardalcables.com

ABIKO crimping tools

General information	4.2
Tools for insulated terminals 0.5 - 6 mm² and cutting and stripping	4.3
Tool for insulated terminals 0.14 - 6.0 mm²	4.4
Tool for indent crimping of uninsulated terminals 0.35 - 6 mm²	4.6
Tool for uninsulated terminals 0.10 - 6 mm²	4.7
Tool for uninsulated terminals 4 - 10 mm²	4.8
Tool for uninsulated terminals 10 - 25 mm²	4.9
Tool for end sleeves 0.25 - 50 mm²	4.10
Tool for electronic terminals	4.12
Tool for modular terminals	4.13
Tool for coaxial terminals	4.14
Tool for power connectors	4.18
Tool for fiber optic	4.19
Tool for connectors with heat shrink insulation	4.20
Abiko Mobile - tool with interchangeable dies	4.21
Crimping tools for Cu-terminals	4.23
ABIKO cutting and stripping tools	5.1 - 5.4

ABIKO crimping tools



ABIKO® crimp tools are Scandinavian quality tools made for professionals. The tools are characterised by quality design, which makes them light and handy.

- minimal force required for correct crimping, 30% lower hand force than previous version
- wider opening of fork for easier access
- good ergonomic design for better comfort
- special rubber tip on handle for optimized support when using a surface to crimp
- hand shake position of the handle
- stronger crimping head - bigger crimp possibilities
- ratchet system which guarantees a fully closed crimp
- long product life - withstands at least 50,000 cycles
- adjustable for calibration to ensure and maintain correct crimping

If you require maximum ergonomics, select the ergonomic line series with a mechanical action that reduces crimping pressure from 450N to 250N, increases work quality and minimizes the risk of repetitive strain injuries to hands and wrists.



Tool for insulated terminals 0.5 - 6 mm² and cutting and stripping

Characteristics:

- manufactured from high class steel with semi-soft handles
- die nests are distinctly marked
- no full closure ratchet
- cuts up to 6 mm²
- strips up to 6 mm²
- bolt cutter M2.5-M5
- weight 200 g
- length 225 mm

Crimp range 0.5 - 6 mm² (AWG 20 - 10)

ABIKO50

Crimp tool.

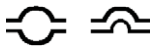
Special characteristics:

- crimps insulated terminals 0.5 - 6 mm² and indent crimps uninsulated terminals 1.5 - 6 mm²
- red handle

ABIKO50



Crimp geometries



ABIKO51

Crimp tool.

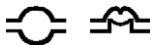
Special characteristics:

- crimps insulated terminals 0.5 - 6 mm² and roll crimps uninsulated terminals 0.5 - 2.5 mm²
- yellow handle

ABIKO51



Crimp geometries



ABIKO52

Crimp tool.

Special characteristics:

- roll crimps uninsulated terminals 0.5 - 6 mm²
- green handle

ABIKO52



Crimp geometry



Tool for insulated terminals 0.14 - 6.0 mm²

Characteristics:

- die nests are distinctly marked
- adjustable if changes occur after long-term use
- ratchet function which guarantees fully closed crimp
- emergency release if crimp sequence must be interrupted
- user-friendly with ergonomic handle

Crimp range 0.14 - 1.0 mm² (AWG 26 - 18)

DSA0110

Crimp tool for symmetrical crimping of insulated DIN terminals.

Special characteristics:

- weight 350 g, length 198 mm

DSA0110



Crimp geometry



Crimp range 0.14 - 1.5 mm² (AWG 26 - 16)

DSA0115

Crimp tool for symmetrical crimping of insulated terminals.

Special characteristics:

- weight 350 g, length 198 mm

DSA0115



Crimp geometry



Crimp range 0.75 - 2.5 mm² (AWG 22 - 14)

DSA0725

Crimp tool for symmetrical crimping of insulated terminals.

Special characteristics:

- weight 350 g, length 198 mm

DSA0725



Crimp geometry



Crimp range 0.75 - 6.0 mm² (AWG 22 - 10)

KSA0760

Crimp tool for symmetrical crimping of insulated terminals.

Special characteristics:

- weight 500 g, length 204 mm

KSA0760



Crimp geometry



KSAC0760

Crimp tool for symmetrical crimping of insulated terminals.

Special characteristics:

- ergonomic long handles for reduced handle force
- weight 560 g, length 256 mm

KSAC0760



Crimp geometry



KAAC0760

Crimp tool for asymmetric crimping of insulated terminals.

Special characteristics:

- crimps connectors with re-inforcement sleeves
- asymmetric dies give optimized crimps on the wires, conductors and insulation
- ergonomic long handles for reduced handle force
- weight 560 g, length 256 mm

KAAC0760



Crimp geometry



Tool for indent crimping of uninsulated terminals 0.35 - 6 mm²

Characteristics:

- die nests are distinctly marked
- adjustable if changes occur after long-term use
- ratchet function which guarantees fully closed crimp
- emergency release if crimp sequence must be interrupted
- user-friendly with ergonomic handle

Crimp range 0.35 - 2.5 mm² (AWG 22 - 14)

DKB0325

Crimp tool for indent crimping of copper sheet terminals.

Special characteristics:

- weight 350 g, length 198 mm

DKB0325



Crimp geometry



Crimp range 0.35 - 6 mm² (AWG 22 - 10)

DKB0360

Crimp tool for indent crimping of copper tube terminals.

Special characteristics:

- weight 350 g, length 198 mm

DKB0360



Crimp geometry



Tool for uninsulated terminals 0.10 - 6 mm²

Characteristics:

- die nests are distinctly marked
- adjustable if changes occur after long-term use
- ratchet function which guarantees fully closed crimp
- emergency release if crimp sequence must be interrupted
- user-friendly with ergonomic handle

Crimp range 0.10 - 1.5 mm² (AWG 26 - 16)

DRB0115

Crimp tool for roll crimping of uninsulated receptacles, tab terminals, bullets and sockets.

Special characteristics:

- weight 350 g, length 198 mm

DRB0115



Crimp geometry



Crimp range 0.5 - 6.0 mm² (AWG 20 - 10)

KRB0560

Crimp tool for roll crimping of uninsulated receptacles, tab terminals, bullets and sockets.

Special characteristics:

- weight 500 g, length 204 mm

KRB0560



Crimp geometry



KRB0560L

Crimp tool for roll crimping of uninsulated receptacles, tab terminals, bullets and sockets, with locator.

Special characteristics:

- weight 930 g/kit, 550 g/tool, length 204 mm
- supplied in a box with 3 locators

KRB0560L



Crimp geometry



Tool for uninsulated terminals 4 - 10 mm²

Characteristics:

- adjustable if changes occur after long-term use
- ratchet function which guarantees fully closed crimp
- emergency release if crimp sequence must be interrupted
- user-friendly with ergonomic handle

Crimp range 4 - 10 mm² (AWG 12 - 6)

KWB4099

Crimp tool for W crimping of uninsulated Cu- ring, barrel, fork and pin connectors, tube connectors and joint sleeves.

Special characteristics:

- weight 490 g, length 204 mm

KWB4099



Crimp geometry



KWBC4099



Crimp geometry



KWBC4099

Crimp tool for W crimping of uninsulated Cu- ring, barrel, fork and pin connectors, tube connectors and joint sleeves.

Special characteristics:

- ergonomic long handles for reduced handle force
- weight 550 g, length 256 mm

Tool for uninsulated terminals 10 - 25 mm²

Characteristics:

- adjustable if changes occur after long-term use
- ratchet function which guarantees fully closed crimp
- emergency release if crimp sequence must be interrupted
- user-friendly with ergonomic handle

Crimp range 10 - 25 mm² (AWG 8 - 4)

KKBC1025

Crimp tool for indent crimping of sheet metal terminals, type DIN 46234.

Special characteristics:

- ergonomic long handles for reduced handle force
- weight 550 g, length 256 mm

KKBC1025



Crimp geometry



KTBC1025



Crimp geometry



KTBC1025

Crimp tool for hexagonal crimping of non insulated copper tube terminals, type DIN 46235.

Special characteristics:

- ergonomic long handles for reduced handle force
- weight 550 g, length 256 mm

Tool for end sleeves 0.25 - 50 mm²

Characteristics:

- die nests are distinctly marked
- adjustable if changes occur after long-term use
- ratchet function which guarantees fully closed crimp
- emergency release if crimp sequence must be interrupted
- user-friendly with ergonomic handle

Crimp range 0.25 - 2.5 mm² (AWG 24 - 14)

DEB0325

Crimp tool for the crimping of end sleeves.

Special characteristics:

- front feed
- only a single die nest which automatically adjusts to the size of ferrule
- weight 360 g, length 198 mm

DEB0325



Crimp geometry



Crimp range 0.5 - 6 mm² (AWG 20 - 10)

DEB0560

Crimp tool for crimping of end sleeves.

Special characteristics:

- weight 350 g, length 198 mm

DEB0560



Crimp geometry



Crimp range 0.25 - 4.0 mm² (AWG 22 - 12)

DEBS0340

Crimp tool for crimping of end sleeves, with front fed self-adjusting die nest.

Special characteristics:

- weight 370 g, length 198 mm

DEBS0340



Crimp geometry



KEBS0560



Crimp geometry



Crimp range 0.5 - 6.0 mm² (AWG 20 - 10)

KEBS0560

Crimp tool for crimping of end sleeves, only one frontally located die nest for simplicity and safety.

Special characteristics:

- weight 430 g, length 220 mm

KEBC4010



Crimp geometry



Crimp range 4.0 - 10.0 mm² (AWG 12 - 7)

KEBC4010

Crimp tool for the crimping of end sleeves.

Special characteristics:

- ergonomic long handles for reduced handle force
- weight 570 g, length 256 mm

KEBC1025



Crimp geometry



Crimp range 10 - 25 mm² (AWG 7 - 3)

KEBC1025

Crimp tool for crimping of end sleeves.

Special characteristics:

- ergonomic long handles for reduced handle force
- weight 570 g, length 256 mm

KEBC3550



Crimp geometry



Crimp range 35 - 50 mm² (AWG 2 - 0)

KEBC3550

Crimp tool for crimping of end sleeves.

Special characteristics:

- ergonomic long handles for reduced handle force
- weight 570 g, length 256 mm

Tool for electronic terminals 0.05 - 0.5 mm²

Characteristics:

- die nests are distinctly marked
- adjustable if changes occur after long-term use
- ratchet function which guarantees fully closed crimp
- emergency release if crimp sequence must be interrupted
- user-friendly with ergonomic handle

Crimp range 0.05 - 0.5 mm² (AWG 28 - 20)

DRB0505L

Crimp tool for roll crimping of pins/ferrules for D sub.

Special characteristics:

- with terminal holder (locator)
- weight 350 g, length 198 mm

DRB0505L



Crimp geometry



Crimp range 0.08 - 0.5 mm² (AWG 28 - 20)

DRB0805HD

Crimp tool for roll crimping of pins/ferrules for HD D sub.

Special characteristics:

- with terminal holder (locator) (HD = High Density)
- weight 360 g, length 198 mm

DRB0805HD



Crimp geometry



Tool for modular terminals

PMP4080

Tool for modular terminals.

PMP4080



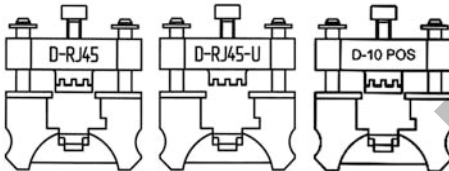
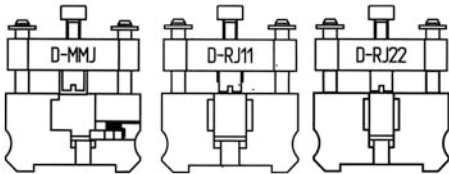
Characteristics:

- parallel jaws for precision crimping
- adjustable if changes occur after long-term use
- easily interchangeable trays
- ratchet mechanism to guarantee complete crimping
- the tool is factory preset to guarantee crimp results

Special characteristics:

- length 200 mm, height 164 mm, weight 230 g

PMP4080 accessories



With interchangeable dies different types of modular terminals can be crimped.

Order no	Type tray	Pol	Weight g
PMP-4080	Frame without dies		450
4080-RJ11	For RJ 11	4-6	80
4080-RJ22	For RJ 22	4	80
4080-RJ45	For RJ 45	8 (s+s)	80
4080-RJ45U	For RJ 45	8 (univ.)	80
4080-DEC	For MMJ	6 (DEC/6)	80
4080-10POS	For RJ 10 pol	10 (s+s)	80
Kit PMP-4080*	Kit with PMP-4080		1000

*) Kit with PMP-4080 and 4 trays (RJ 11, 22, 45, MMJ), supplied in bag

Tool for coaxial terminals

Characteristics:

- die nests are distinctly marked
- adjustable if changes occur after long-term use
- ratchet function which guarantees fully closed crimp
- emergency release if crimp sequence must be interrupted
- user-friendly with ergonomic handle

DCC0908

Crimp tool for crimping of coaxial connectors of types SMA, SMB, SMC, TNC and BNC with RG 174 and RG179.

Special characteristics:

- weight 350 g, length 195 mm
- hex size 3.25/4.52
- small hex size 1.69

DCC0908



Crimp geometry



DCC1113

Crimp tool for crimping of coaxial connectors of types BNC, TNC, Thinnet with RG 58, 59, 62 and 71

Special characteristics:

- weight 350 g, length 195 mm
- hex size 5.41/6.48
- small hex size 1.69

DCC1113



Crimp geometry



KIT 1113C



KIT1113C

Crimp tool for crimping of coaxial connectors of types BNC, TNC, Thinnet with RG 58, 59, 62 and 71

Special characteristics:

- weight 910 g/kit, 350 g/tool
- contains DCC1113, coaxial stripper COREX II (C-305 with 4 V-blocks for different cables and gauge), stripper tool ABIKO 001 and selected BNC terminals, RG 58 and RG 59
- supplied in plastic box

DCC0042



DCC0042

Crimp tool for crimping of coaxial connectors of type UHF with RG 58.

Special characteristics:

- weight 350 g, length 198 mm
- hex size 5.41
- small square size 1.20

Crimp geometries



KCCC1054



KCCC1054

Crimp tool for crimping of coaxial connectors of type Ethernet with RG 8 and 11.

Special characteristics:

- ergonomic long handles for reduced handle force
- weight 550 g, length 255 mm
- hex size 10.54/2.54 mm

Crimp geometry



KCCC2511



KCCC2511

Crimp tool for crimping of coaxial connectors of types BNC, TNC, Ethernet, Thinnet with RG 8, 11 and 58.

Special characteristics:

- ergonomic long handles for reduced handle force
- weight 560 g, length 256 mm
- hex size 5.41/10.90
- small hex size 2.54/1.69

Crimp geometry



KCCC2561



Crimp geometry



KCCC2561

Crimp tool for crimping of coaxial connectors of types N, SC, UHF with RG 213, 8 and 11.

Special characteristics:

- ergonomic long handles for reduced handle force
- weight 550 g, length 256 mm
- hex size 10.90
- small hex size 2.54

KCCC8281



Crimp geometry



KCCC8281

Crimp tool for crimping of coaxial connectors of types Twinax, N with RG 6A, 147 and 212.

Special characteristics:

- ergonomic long handles for reduced handle force
- weight 560 g, length 256 mm
- hex size 8.23
- small hex size 1.69

DCC0308



Crimp geometry



DCC0308

Crimp tool for crimping of RF sub miniature connectors type SMA, SMB, SMC.

Special characteristics:

- ergonomic long handles for reduced handle force
- weight 350 g, length 198 mm
- hex size 2.67/3.25
- small square size 0.72

KTVC6810



Crimp geometry



KTVC6810

Crimp tool for crimping of coaxial connectors of type CATV with RG6, 59.

Special characteristics:

- ergonomic long handles for reduced handle force
- weight 560 g, length 262 mm
- hex size 6.65/8.23/9.70

KCCC1160



Crimp geometries



KCCC1160

Crimp tool for coaxial connectors of types low loss 1,4L / 3,7C and FME connectors.

Special characteristics:

- ergonomic long handles for reduced handle force
- weight 560 g, length 256 mm
- hex size 5.41/6.0
- small hex size 1.69
- small square size 2.0

KCCC9117



Crimp geometry



KCCC9117

Crimp tool for crimping of coaxial connectors types CATV, RG 59.

Special characteristics:

- ergonomic long handles for reduced handle force
- weight 560 g, length 262 mm
- hex size 8.23/9.14
- small hex size 1.73

PCC5310



Crimp geometry



PCC5310

Crimp tool for the crimping of coaxial connectors.

Special characteristics:

- 12 easily interchangeable trays
- Length: 208 mm
- Weight 555 g

Type	Trays (mm)
PCC 5310/01	1.46 / 2.67
PCC 5310/02	1.46 / 3.25
PCC 5310/03	1.46 / 4.52
PCC 5310/04	1.46 / 5.41
PCC 5310/05	1.46 / 6.48
PCC 5310/06	1.46 / 5.18
PCC 5310/07	1.46 / 6.81
PCC 5310/08	1.69 / 2.67
PCC 5310/09	1.69 / 3.25
PCC 5310/10	1.69 / 4.52
PCC 5310/11	1.69 / 5.41
PCC 5310/12	1.69 / 6.48

Tool for power connectors 0.5 - 10 mm²

Characteristics:

- adjustable if changes occur after long-term use
- ratchet function which guarantees fully closed crimp
- emergency release if crimp sequence must be interrupted
- user-friendly with ergonomic handle

Crimp range 0.5 - 4.0 mm² (AWG 20 - 12)

KPBC0140L

Tool for square-crimp of turned pin terminals, with locator.

Special characteristics:

- ergonomic long handles for reduced handle force
- weight 610 g/length 256 mm

KPBC0140L



Crimp geometry



Crimp range 4.0 - 10 mm² (AWG 10 - 8)

KPBC6099L

Tool for square-crimp of turned pin terminals, with locator.

Special characteristics:

- ergonomic long handles for reduced handle force
- weight 610 g/length 256 mm

KPBC6099L



Crimp geometry



Tool for fiber optic

Characteristics:

- adjustable if changes occur after long-term use
- ratchet function which guarantees fully closed crimp
- emergency release if crimp sequence must be interrupted
- user-friendly with ergonomic handle

KFOC5432

Crimp tool for hexagonal crimping of fiber optic terminals, type ST, SC, SMA, ÖMB & SFR.

Special characteristics:

- ergonomic long handles for reduced handle force
- weight 560 g/length 256 mm
- hex size 3.25/3.84/5.41/5.00/4.52

KFOC5432



Crimp geometry



Tool for connectors with heat shrink insulation

Characteristics:

- adjustable if changes occur after long-term use
- ratchet function which guarantees fully closed crimp
- emergency release if crimp sequence must be interrupted
- user-friendly with ergonomic handle

Crimp range 0.75 - 6 mm² (AWG 22-10)

KHAC0760

Crimp tool for assymetric crimping of connectors with heat shrink insulation, type Duraseal, Cool seal and Sumiseal etc.

Special characteristics:

- ergonomic long handles for reduced handle force
- weight 550 g, length 256 mm

KHAC0760



Crimp geometry



Abiko Mobile - tool with interchangeable dies

Abiko Mobile



Characteristics

Professional terminal crimping tool with interchangeable dies to be ordered separately.

Characteristics:

- reliable, safe, inexpensive and ergonomic tool
- parallel crimp movement with 10,000 N crimp force, tested for 20,000 crimps
- crimp dies can be changed quickly and easily in one simple operation
- the crimp dies are held together in pairs in a unit which is stored in a dedicated holder
- broad range of dies allows you to use a single tool frame for 20 different crimp applications
- light and efficient - weight 460 g, length 234 mm, width 64 mm

Abiko Mobile comes in three basic designs:

Abiko Mobile

Mobile hand tool (frame only). Dies additional.

Mobile Installation

Abiko Mobile - tool with two interchangeable dies

- Die OAA0525 for the crimping of insulated terminals 0.5 - 2.5 mm²
- Die OEB0210 for the crimping of end sleeves 0.25 - 10 mm²

Mobile DataCom

Abiko Mobile - tool with two interchangeable dies

- Die OMP45 for the crimping of modular plug RJ45
- Die OCC1113 for the crimping of coaxial terminals RG58, RG59, RG62 and RG71

Mobile box

Box for mobile tool with space for the tool and 5-6 associated dies. Tool and dies should be ordered separately.

Mobile Box



You complete your kit with these dies

Complementary dies to Abiko Mobile is presented in the below tables.

All dies have the same easy and fast fastening in the frame.

The dies are kept together as pairs and are delivered in a plastic cassette which can be put together with other cassettes.



OAA0160
For crimping of pre insulated terminals 0.1 - 0.5 & 4 - 6 mm².



OAA0525
For crimping of pre insulated terminals 0.5 - 2.5 mm².



OSW0360
For crimping of through connectors with heat shrink insulation 0.3-0.75 and 4-6 mm².



OSW0525
For crimping of through connectors with heat shrink insulation 0.5-1.5 and 1.5-2.5 mm².



OPB0140
For crimping of global power connectors, GPC, 0.14 - 4 mm².



OPB6099
For crimping of global power connectors, GPC, 6 - 10 mm².



OKB0725
For indent crimping of uninsulated terminals 0.75 - 2.5 mm².



OKB0560
For indent crimping of uninsulated terminals 0.5 - 6 mm².



OWB4099
For W-crimping of uninsulated terminals 4 - 10 mm².



OEB0210
For crimping of end terminals 0.25 - 10 mm².



OEB1625
For crimping of end terminals 16 - 25 mm².



OEB3550
For crimping of end terminals 35 - 50 mm².



ORB0110
For roll crimping of terminals 0.1 - 1.0 mm².



ORB0560
For roll crimping of terminals 0.5 - 6 mm².



OFO5432
For crimping of fiber optics connections, hex 3.25/3.84, 5.41/5.00 and 4.52.



OCC0908
For crimping of coaxial contacts hex 0.7, 1.69, 3.25 and 4.52.



OCC1113
For crimping of coaxial contacts, hex 1.69, 5.41 and 6.48.



OCC4755
For crimping of coaxial contacts, hex 8.23 and 9.14.



OMP45
For crimping of modular-plug RJ45.



OMP11
For crimping of modular-plug RJ11.

Crimping tools for Cu-terminals

Crimp range 4 - 25 mm²

Characteristics:

- certified tool for standard compliant terminals
- 30% less manual force than the previous T2258 version simplifies crimping
- ergonomic handle facilitates installation work
- scissor movement for optimum access in tight spaces
- ratchet function which does not release until crimping is complete
- six-edged crimping with distinctly marked die nests
- options for recalibrating after long-term use

KS2258

Certified crimp tool for the crimping of Cu terminals, type CUT 6-16 mm² and KR/KS 4-10 mm². KS2258 replaces T2258 ABIKO.

Particulars:

- adjustable if changes occur after long-term use
- weight 700 g, length 300 mm

KS2258



Crimp geometry



KL2258



Crimp geometry



KL2258

Certified crimp tool for the crimping of Cu terminals, type KRF/KSF 16-25 mm².

Particulars:

- adjustable if changes occur after long-term use
- weight 700 g, length 300 mm

Crimp range 10 - 70/95 mm²

T3165A1/T3165B/T3165C

Crimp tool for crimping of Cu terminals and connectors:

T3165A1: KR/KRF/KS/KSF, 10-70 mm².

T3165B: KR/KRD/KS/KSD, 10-95 mm².

T3165C: KRT/KST, 10-95 mm².

Particulars:

- equipped with full closure mechanism
- crimp nest wheel of rolled steel which gives high durability
- weight 3.0 kg, length 500 mm
- crimp force up to approximately 35 kN

T3165A1/T3165B/T3165C



Crimp geometry



Crimp range 6 - 50 mm²

TH0650T

Mechanical handtool for crimping of Cu-terminals type KRT/KST up to 50 mm².

Particulars:

- rotating crimp wheel
- weight 1.5 kg, length 400 mm
- no full closure mechanism

TH0650T



Crimp geometry



Crimp range 10 - 120 mm²

TH10120T

Mechanical handtool for crimping of Cu-terminals type KRT/KST up to 120 mm².

Particulars:

- rotating crimp wheel
- weight 3.7 kg, length 650 mm
- no full closure mechanism

TH120T



Crimp geometry



Cutting and stripping tools

UP-B41



UP-B41


Cutting tool.

Characteristics:

- cuts Cu cables up to approx. \varnothing 15 mm
- not designed for cutting steel
- small and very effective
- a professional tool with high quality
- gives a clean cut surface

Max area mm ²	Name	Weight g	Length mm
95	UP-B41	300	200

ABIKO 001



ABIKO 001

Cutting and stripping tool.

Characteristics:

- cutting and stripping tool in high quality steel
- cuts and strips 0.5-6 mm² (20-10 AWG)
- light and efficient
- lockable strip setting

Area mm ²	Name	Weight g	Length x Width mm
0.5-6.0	ABIKO 001	103	140 x 65

EMBLA



EMBLA

Self adjusting stripping and cutting tool.

Embla is available in 3 designs:

EMBLA S

- with stripping knife, straight blade, for PVC insulation 0.02-10 mm² (AWG 34-8)

EMBLA V

- with stripping knife, V-shaped blade, for PVC and hard insulations like PTFE 0.1-4 mm² (AWG 28-12)

EMBLA 16

- with stripping knife, oval-shaped blade, for 4-16 mm² (AWG 12-5)

AWG	Area	Name	Weight g	Dimensions
34-8	0.02-10 mm ²	EMBLA S	136	191x123x20
28-12	0.1-4 mm ²	EMBLA V	136	191x123x20
12-5	4-16 mm ²	EMBLA 16	136	191x123x20

Characteristics:

- cutting capacity (standard cassette):**
 - multistrand conductors 10 mm² (AWG 8)
 - single strand conductors 1.5 mm² (AWG 16)
- Versatility:** through its simplicity of action and the easily interchangeable cassettes the tool strips most modern insulation materials. The working area is the widest available in this type of tool.
- Precision:** Fine adjustment facilitates stripping of even the thinnest insulation without damaging conductors. Once stripping has been completed, the stripping knives are opened and are held open during knife return to allow the easy removal of cables from the tool without scratching.
- Ergonomics:** The special design, soft rubber insert in the firm handle, low friction, optimised handle width, angled head and low weight all provide for comfortable working with least possible strain.
- Long life:** Stripping cassettes and cutting knives can be replaced for long tool service life.
- Reliable:** Tested for more than 150,000 cycles. Manufactured in high strength plastic double the strength of ordinary PA6 (nylon).

EMBLA S cassette



EMBLA V cassette



EMBLA 16 cassette



Accessories

EMBLA can be supplemented with the below stripping cassettes for various cable sizes and types of insulation. The cassettes can be changed in one easy operation.

EMBLA SP S

- with stripping knife, straight blade, for PVC insulation 0.02-10 mm² (AWG 34-8)

EMBLA SP V

- with stripping knife, V-shaped blade, for PVC and hard insulations like PTFE 0.1-4 mm² (AWG 28-12)

EMBLA SP 16

- with stripping knife, oval-shaped blade, for 4-16 mm² (AWG 12-6)

AWG	Area	Name	Weight g
34-8	0.02-10 mm ²	EMBLA SP S cassette	20
28-12	0.1-4 mm ²	EMBLA SP V cassette	20
12-6	4-16 mm ²	EMBLA SP 16 cassette	20

TOR



TOR

Cable stripping tool.

Characteristics:

- two interchangeable hooks for various cable diameters
- Locked position for cross, longitudinal and spiral cuts
- stripping: cable diameters 4.5 - 40 mm, insulation thicknesses up to 4.5 mm
- reserve knife can be stored in the handle

Area	Name	Weight g	Dimensions
Ø 4.5-40 mm	TOR	116	150x42x31 mm (small hook) 167x52x31 mm (big hook)
	TOR SP KNIFE (reserve knife)	10	

ODEN



ODEN

Stripper tool for signal, telephone, audio, instrument, data and similar cables.

Characteristics:

- precise setting and adjustment performed with nine-position adjustment knob
- stripping: cables Ø 2.5-11 mm, up to 1.0 mm thick insulation
- flexible: strips or removes insulation on most multistrand conductors and optic cables up to Ø 11 mm
- easy changing of blade cassette

Area	Name	Weight g	Dimensions
Ø 2.5-11 mm	ODEN	28	91x40x19 mm
	ODEN SP KNIFE (reserve blade cassette)	10	

MINIM



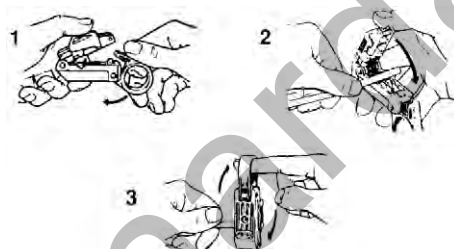
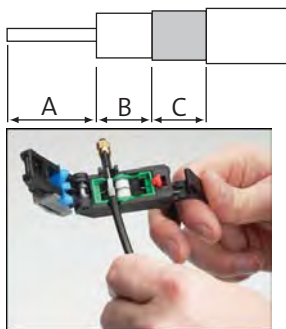
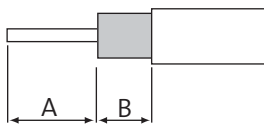
MINIM

Characteristics:

- the edge is ribbed and strips all types of PVC insulation
- the mechanical components are made of tempered steel
- the handle is made of fibreglass reinforced nylon (PA)

Name	Area mm ²	Max cutting Ø	Weight g	Length mm
MINIM	0.08 - 2.5	2.5, Solid 1.5	160	100

COREX II







Complete stripping in 10 sec.




COREX II

Stripping tool for coaxial cable, diam 2.5-7.6 mm.

Corex II is always supplied with 1 basic tool, 1 cassette (will last up to 2000 strippings), 1 adjustment gauge, 4 V blocks, 1 adjusting spanner and Swedish instructions.










Order no.	Colour code	"A"	"B" mm	Weight g
CX-202		optional*	6.0	40
CX-203		optional*	9.2	40
CX-204		optional*	12.0	40
CX-207		optional*	6.8	40

*) can also be adjusted to size with C-ST.
The tool is supplied ready adjusted for RG58.

Order no.	Colour code	"A"	"B" mm	"C" mm	Weight g
CX-300		optional*	5.5	5.5	40
CX-301		optional*	2.7	8.3	40
CX-305		optional*	6.0	6.0	40
CX-309		optional*	2.5	6.8	40
CX-399		optional*	3.5	7.5	40

*) can also be adjusted to size with C-ST.

Knife cassette

Order no.	Colour code	Article	Mantle type
C-202		Knife cassette*	2 stage
C-203		Knife cassette*	2 stage
C-204		Knife cassette*	2 stage
C-207		Knife cassette*	2 stage
C-300		Knife cassette*	3 stage
C-301		Knife cassette*	3 stage
C-305		Knife cassette*	3 stage
C-309		Knife cassette*	3 stage
C-399		Knife cassette*	3 stage
C-ST	-	Cable clamp	
REDDY		Gauge for RG58/59 and RG 174/316	

*) see above table for relevant stripping length

Notes

A series of horizontal dotted lines for taking notes.

mardal cables.com