



INVESTORA PAMATKONTA PAPILDINĀŠANAS INSTRUKCIJA AR PAYEER

SOLARGROUP personīgā kabineta lietotājam
reg.solargroup.pro

KONTA PAPILDINĀŠANAS ETAPI:

| | |
|---|---|
| 1. APMAKSAS VEIDA IZVĒLE..... | 2 |
| 2. KONTA PAPILDINĀŠANA PAYEER..... | 4 |
| 3. PAMATKONTA PAPILDINĀŠANAS PABEIGŠANA SOLARGROUP PERSONĪGĀ KABINETĀ..... | 9 |

PIELIKUMS

| | |
|--------------------------|----|
| REĢISTRĀCIJA PAYEER..... | 12 |
|--------------------------|----|

1. APMAKSAS VEIDA IZVĒLE

Visus pamatkonta papildināšanas pieejamos veidus jūs varat atrast personīgā kabineta sadaļā **"Banking"**, cilnē **"Papildināt kontu"**, vai pēc atsauces <https://reg.solargroup.pro/site/add-funds>.

Lai izvēlētos papildināšanas veidu, sākumā ievadiet vēlamu summu ievades laukā **"Konta papildināšana"**.

ACCOUNT REPLENISHMENT

Sum (\$) Automatic Replenishment of Main account ?






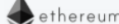



Choose a payment method from the list below, and then click "Continue".

Papildināšanas pieejamo veidu saraksts:

SOLARGROUP Online call +7 (495) 646-13-59 EN

Crediting period

DIGITAL CURRENCIES

| | | |
|--|---|---|
| <p>+5% bonus</p> <p></p> <p>BitcoinCash</p> <p>Commission fee 0.00 \$ (0%) Crediting period ~ up to 30 minutes</p> <p><input type="button" value="Choose"/></p> | <p>+5% bonus</p> <p></p> <p>DogeCoin</p> <p>Commission fee 0.00 \$ (0%) Crediting period ~ up to 30 minutes</p> <p><input type="button" value="Choose"/></p> | <p>+5% bonus</p> <p></p> <p>LiteCoin</p> <p>Commission fee 0.00 \$ (0%) Crediting period ~ up to 30 minutes</p> <p><input type="button" value="Choose"/></p> |
| <p>+5% bonus</p> <p></p> <p>Monero</p> <p>Commission fee 0.00 \$ (0%) Crediting period ~ up to 30 minutes</p> <p><input type="button" value="Choose"/></p> | <p>+5% bonus</p> <p></p> <p>Zcash</p> <p>Commission fee 0.00 \$ (0%) Crediting period ~ up to 30 minutes</p> <p><input type="button" value="Choose"/></p> | <p>+5% bonus</p> <p></p> <p>Ethereum</p> <p>Commission fee 0.00 \$ (0%) Crediting period ~ up to 30 minutes</p> <p><input type="button" value="Choose"/></p> |
| <p>+5% bonus</p> <p></p> <p>Dash coin</p> <p>Commission fee 0.00 \$ (0%) Crediting period ~ up to 30 minutes</p> <p><input type="button" value="Choose"/></p> | <p></p> <p>Payeer</p> <p>Commission fee 0.00 \$ (0%) Crediting period up to 2 business days</p> <p><input type="button" value="Choose"/></p> | <p>+5% bonus</p> <p></p> <p>Bitcoin</p> <p>Commission fee 0.00 \$ (0%) Crediting period ~ up to 30 minutes</p> <p><input type="button" value="Choose"/></p> |



1. solis. Izvēlamies apmaksas veidu

Papildināšanas pieejamo veidu vidū atrodiet **PAYEER**, uzklikšķiniet uz pogas "Izvēlēties".

| | | |
|--|---|---|
| <p>+5% bonus</p> <p>DASH</p> <p>Dash coin</p> <p>Commission fee 0.00 \$ (0%)</p> <p>Crediting period ~ up to 30 minutes</p> <p>Choose</p> | <p>PAYEER</p> <p>Payeer</p> <p>Commission fee 0.00 \$ (0%)</p> <p>Crediting period up to 2 business days</p> <p>Choose</p> | <p>+5% bonus</p> <p>bitcoin</p> <p>Bitcoin</p> <p>Commission fee 0.00 \$ (0%)</p> <p>Crediting period ~ up to 30 minutes</p> <p>Choose</p> |
|--|---|---|

2. solis. Saņemam maksājuma rekvizītus un īsu instrukciju

Uzmanīgi iepazīstieties ar izvēlētā veida konta papildināšanas noteikumiem.

ACCOUNT REPLENISHMENT

Sum (\$) 10 Automatic Replenishment of Main account

PAYEER

Payeer

Commission fee 0.00 \$ (0%)
Crediting period up to 2 business days

1. Transfer the amount specified above in dollars to the recipient account: P1011000251
In the payeer system:
* Click «transfer»
* Enter P1011000251
* **IMPORTANT!!! In the comments, provide ONLY the e-mail address that you use in the back office!**
(providing redundant data will result in a returned payment!)
* The commission is paid by the sender

2. Attention! The accounts for receiving funds are changed occasionally!
Resending funds without checking the transfer details is prohibited and can lead to losing your money (we are not responsible for that). Start the procedure of adding funds via payeer from this page next time.

3. In case of an overpaid or underpaid amount, the payment will not be credited to the main account in the back office!

4. Make a screenshot of the transfer or keep the receipt until you get credit of funds confirmation.

5. After making the transfer, click "I HAVE ALREADY PAID"

You don't need to send any additional data! After clicking "I HAVE ALREADY PAID", you confirm successful transfer via payeer, after that we credit the payment to the main account in the back office.

It's been 24 hours but the money still hasn't been credited in the back office?
Contact technical support and provide the following details:

- 1) First and last names
- 2) Phone number
- 3) Email
- 4) Transfer amount
- 5) Transfer method: Payeer
- 6) Transfer date and time
- 7) Transfer screenshot made at step 4
- 8) Screenshot of your main account balance in the back office

I accept the conditions of the main account replenishment by means of Payeer

I have already paid



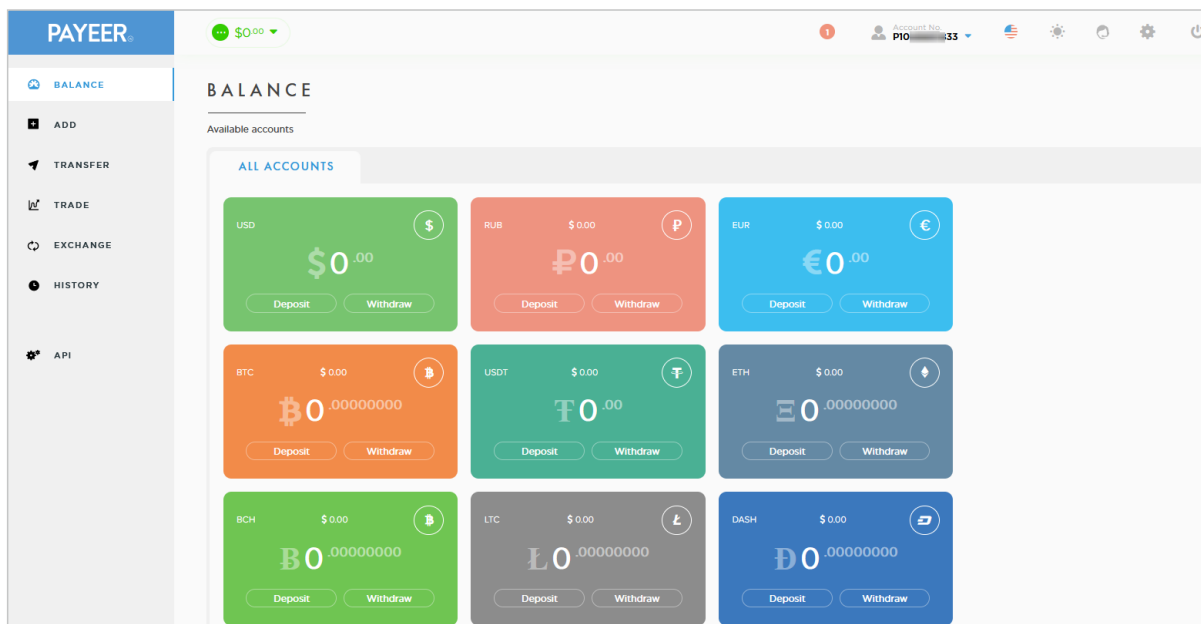
Pievērsiet uzmanību! Šis konta papildināšanas veids nav momentāns, nauda tiks ieskaitīta jūsu kontā 2 darbadienu laikā.

2. KONTA PAPILDINĀŠANA PAYEER

Pāreijiet uz maksājuma sistēmas **PAYEER** vietni <https://payeer.com/>

Ja Jums jau ir maks **PAYEER**, jūs varat uzreiz pāriet pie apmaksas.


Ja neesat maksājuma sistēmas lietotājs, jums nepieciešams reģistrēties, reģistrācijas procedūra aprakstīta pielikumā pie šīs instrukcijas.





Ja jūsu kontā nav līdzekļi vai to ir nepietiekami, papildiniet kontu jebkurā pieejamā veidā.

Dolāru konta papildināšanas pieejamie veidi:


Bank Cards


 **VISA**
from 3.99%


 **MasterCard**
from 3.99%


 **Maestro**
from 3.99%


Payment Methods


 **Bitcoin**
0%


 **Ethereum**
0%

 **Tether**
0%

 **Litecoin**
0%

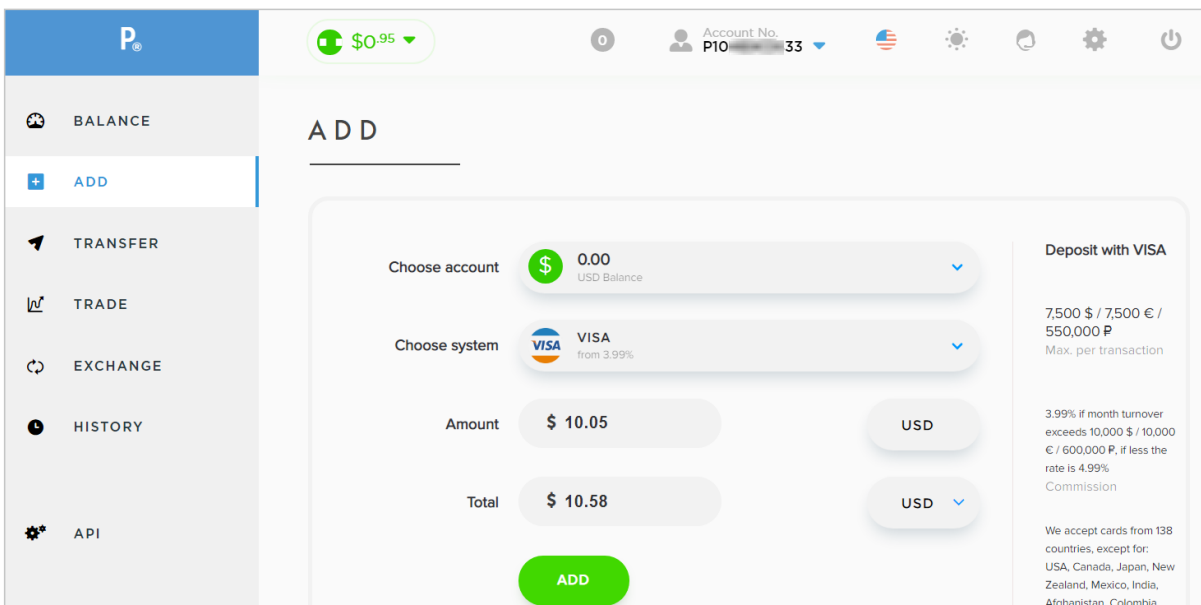
 **QIWI**
from 4.99%

 **Advcash**
0.5%

 **PerfectMoney**
1%

Maka papildināšanas piemērs **PAYEER.COM** no bankas kartes:

- Ievadiet summu papildināšanai, **ņemot vērā komisijas** par pārvedumu starp PAYEER kontiem + 0,5% un nospiediet "**Papildināt**".



The screenshot shows the 'ADD' deposit page on the PAYEER.COM website. The interface includes a sidebar with navigation options: BALANCE, ADD, TRANSFER, TRADE, EXCHANGE, HISTORY, and API. The main content area is titled 'ADD' and features a 'Choose account' dropdown set to 'USD Balance' with a value of '0.00'. Below it, the 'Choose system' dropdown is set to 'VISA' with a rate of 'from 3.99%'. The 'Amount' field is set to '\$ 10.05' and the 'Total' field is '\$ 10.58'. There are 'USD' buttons next to both the amount and total fields. A large green 'ADD' button is at the bottom. On the right side, there is a 'Deposit with VISA' section with details: '7,500 \$ / 7,500 € / 550,000 ₺' and 'Max. per transaction'. Below this, it states '3.99% if month turnover exceeds 10,000 \$ / 10,000 € / 600,000 ₺, if less the rate is 4.99%' and 'Commission'. At the bottom right, it lists accepted countries: 'We accept cards from 138 countries, except for: USA, Canada, Japan, New Zealand, Mexico, India, Afghanistan, Colombia.'



- Pārbaudiet papildinājuma summu un nospiediet **"Apstiprināt"**.

PAYEER BACK SUPPORT SERVICE ENGLISH

CONFIRM

Verify information and confirm invoice

| | |
|--------------------|---|
| Recipient: | payeer.com |
| Comments: | Add Funds to P1048805833 [userpayeer@mail.ru] |
| Order ID: | 145111603 |
| Amount: | 10.05 \$ |
| Method of payment: | VISA |

TOTAL: **10.58 \$**

We may request additional confirmation of payment if you pay with this card for the first time. In this case, it will be necessary to upload a photo of the card and an identity document into a special form after payment.

BACK CONFIRM →

Pievērsiet uzmanību! Maksājuma sistēma PAYEER var pieprasīt papildu maksājuma apstiprināšanu.

- Ievadiet jūsu bankas kartes datus konta papildināšanai un nospiediet **"Apmaksāt"**.

Jūs novirzīs uz jūsu bankas apstrādi.



PAYEER [BACK](#) [SUPPORT SERVICE](#) [ENGLISH](#)

PAY NOW

We accept credit and debit cards

Comments: Add Funds to P1048805833 [userpayeer@mail.ru]
Order ID: 145111610 from 21.04.2021 22:46:48

AMOUNT: 10.58 \$

VISA MIP

mastercard maestro

CARD NUMBER (16 DIGITS)
XXXX XXXX XXXX XXXX

EXPIRY: MM / YY CARDHOLDER NAME: CARDHOLDER NAME

CVV/CVC: XXX
CVV or CVC is a three-digit code on the reverse side of the card.

- Apstipriniet līdzekļu norakstīšanu ar SMS koda palīdzību.

СБЕР БАНК **VISA SECURE**

Enter your code

Merchant: MT topup
Description:
Amount: **\$ 10.58 USD**
Date: 21/04/2021
Card number: **** * 3681

One-time code has been sent to your registered telephone number. Please wait for one-time code arrival and enter it to the code field.

Resend after 9 seconds

[Exit](#) [Help](#)



- Ja jūs pirmo reizi izmantojat karti konta papildināšanai **PAYEER.COM**, izejiet vienkāršu verifikācijas procedūru, saskaņā ar aprakstu. Atkārtoti papildinot no šīs kartes, verifikācija nebūs vajadzīga.

PAYEER BACK SUPPORT SERVICE PRINT ENGLISH

PAYMENT

AUTHORIZATION SUCCESSFUL!

i Since this is your first payment with this card, we require an additional verification.

STEP 1 Place your card **427632*****3681** next to your passport or ID, and take a clear photo of docs. Attention, we do not accept scanned copies, we accept only photo, and we can require an additional verification - "photo of yourself with docs in your hands" for some reason.

STEP 2 Make sure that your all your personal details are well-readable in this photo.


STEP 3 Upload your photo in the form below, our agent will process your payment within 24 hours.

Photo **bank card** next to your **passport**: Acceptable files: .JPG, .PNG

CHOOSE A FILE Файл не выбран

[+] add a file

Send Refund money to the card


<https://payeer.com/7n6t6o>
Using this link, you can upload your card's and passport's photo from your mobile phone

INFO

- You can hide some info on your card if you worry about privacy, however, make sure the first 6 and the last 4 digits on your card, the owner's name, are visible.
- Payment will be cancelled automatically within 72 hours if you do not upload the documents.

- Pēc verifikācijas līdzekļus ieskaitīs jūsu kontā.

Parasti tas notiek pāris stundu laikā.

PAYMENT IS COMPLETE

Your account balance has been refilled



3. PAMATKONTA PAPILDINĀŠANAS PABEIGŠANA SOLARGROUP PERSONĪGĀ KABINETĀ

1) Izvēlieties izvēlnē punktu **"Pārskaitīt"**. Pārskaitiet līdzekļus uz maku, kas norādīts SOLARGROUP personīgā kabinetā.

Ievadiet datus maksājuma veikšanai:

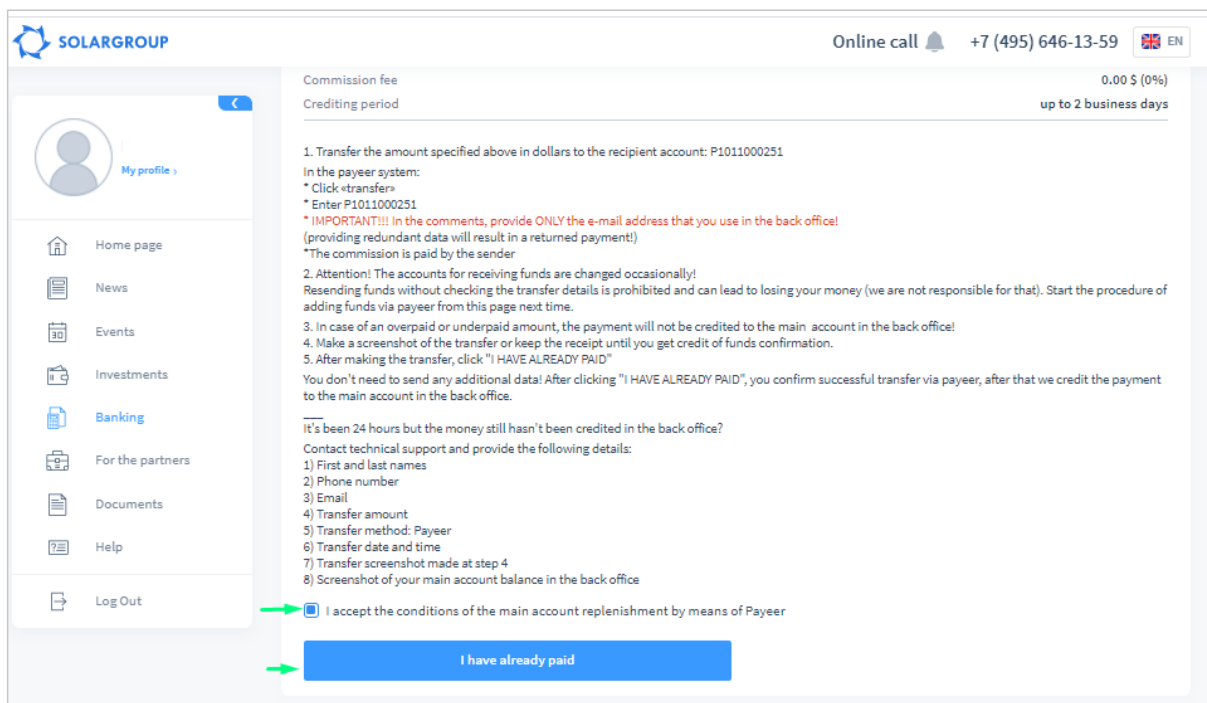
- laukā **"Konta numurs"** - saņēmēja konta numurs, nokopēts SOLARGROUP personīgā kabinetā šīs instrukcijas 2. solī;
- laukā **"Komentārs"** norādiet savu e-pastu, ar kuru jūs esat reģistrējies SOLARGROUP personīgā kabinetā (lai parādītos lauks "Komentārs" nospiediet lauku "... " pēc saņēmēja numura);
- laukā **"Summa"** ievadiet summu dolāros, kas norādīta, veidojot kontu SOLARGROUP personīgā kabinetā šīs instrukcijas 2. solī.

The screenshot shows the 'TRANSFER' page in the SOLARGROUP personal cabinet. The sidebar on the left contains navigation options: BALANCE, ADD, TRANSFER (highlighted), TRADE, EXCHANGE, HISTORY, and API. The main content area is titled 'TRANSFER' and contains a form for sending money. The form includes: 'Choose system' (PAYEER 0.5%), 'Templates' (CHOOSE TEMPLATE...), 'Account' (P1011000251), 'Comment' (SGinvestor@gmail.com), 'Protect code' (empty), 'Amount' (\$ 10), and 'Total' (\$ 10.05). There are dropdown menus for '1 Day', 'USD', and 'USD'. A green button at the bottom says 'SEND 10 \$'. Red arrows point to the Account, Comment, and Amount fields.

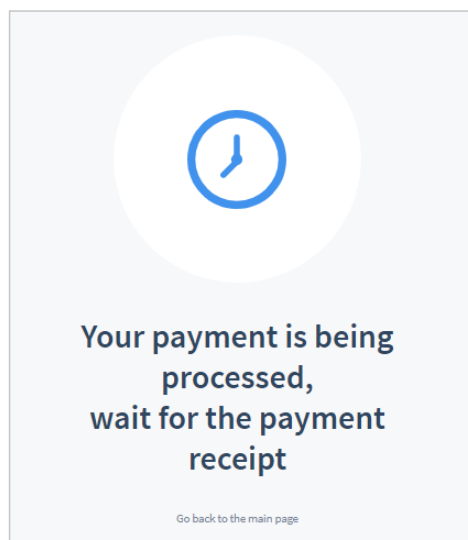


2) Pārbaudiet rekvizītus, nospiediet pogu **"Pārskaitīt"**.

Pārejiet uz SOLARGROUP personīgo kabinetu un pabeidziet maksājuma apstrādi, ieliekot ķeksīti punktā **"Piekrītu pamatkonta papildināšanas noteikumiem caur Payeer"** un nospiežot **"Esmu apmaksājis"**.



Sagaidiet maksājuma ieskaitīšanu manuālā režīmā (ne ilgāk kā 2 darbadienas).



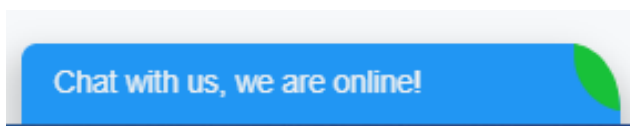
Ja pēc 24 stundām nauda netika ieskaitīta, sazinieties investora personīgā kabineta tērzētavā ar tehniskā atbalsta dienestu vai uzrakstiet uz e-pastu support@solargroup.pro.

Paziņojuma tekstā norādiet šādus datus:

- 1) Vārdu, uzvārdu, tēva v.
- 2) Tālruni
- 3) E-pastu
- 4) Pārskaitījuma summu
- 5) Pārskaitījuma veidu: PAYEER
- 6) Pārskaitījuma datumu un laiku
- 7) Pārskaitījuma ekrānuzņēmumu, kas veikts 4. solī
- 8) SOLARGROUP personīgā kabineta jūsu pamatkonta bilances ekrānuzņēmums

(kā aprakstīts instrukcijā SOLARGROUP personīgā kabinetā)

Tā izskatās tiešsaistes tērzētavas ikona:



uz datora

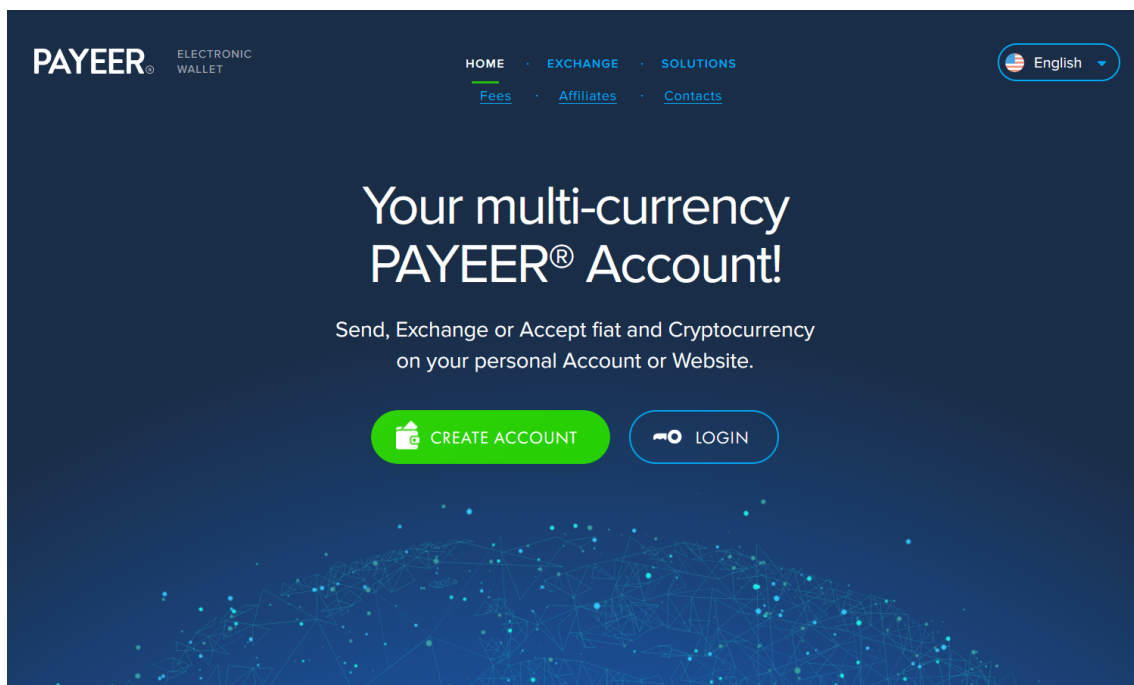


viedtālrunī

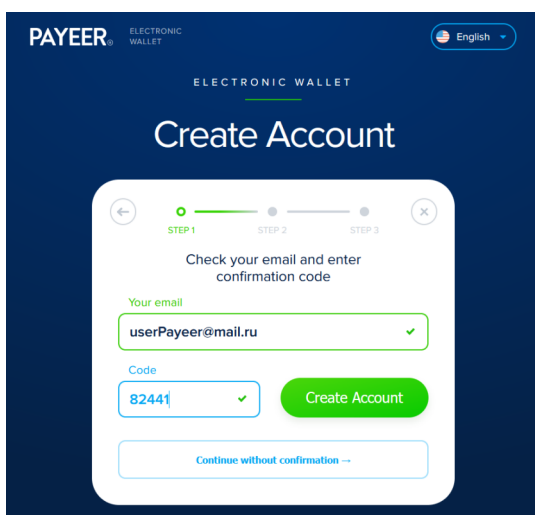
PIELIKUMS

REĢISTRĀCIJA PAYEER

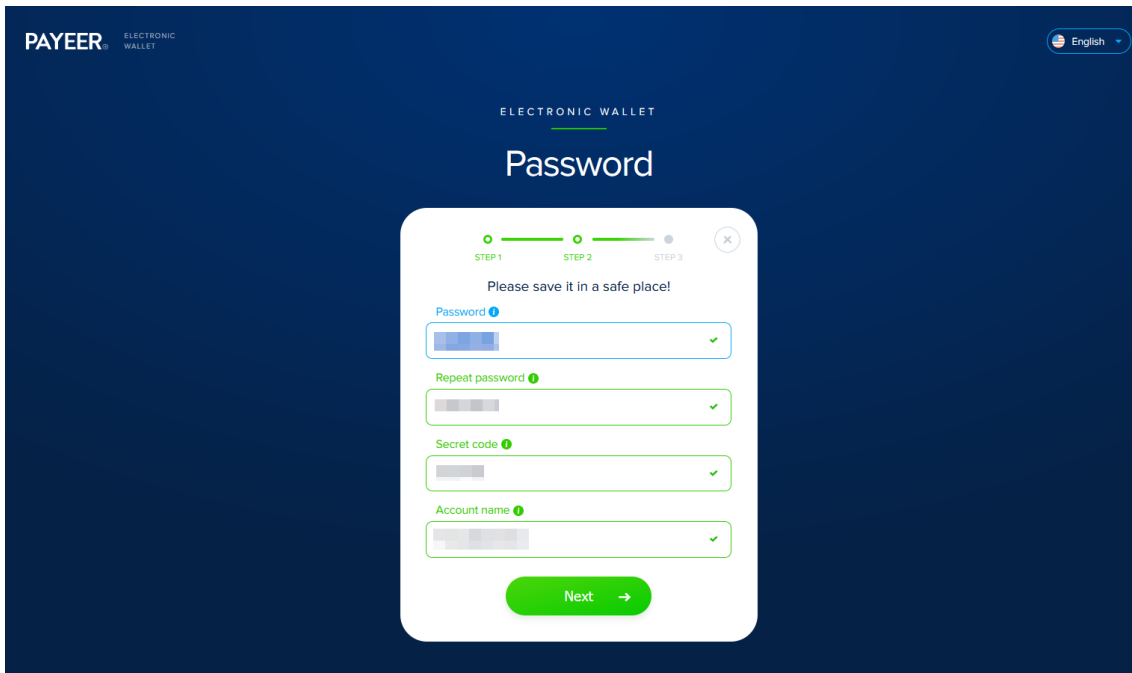
Lai izietu reģistrāciju vietnē <https://payeer.com/>, nospiediet pogu "**Izveidot kontu**" un ievadiet datus.



Ievadiet e-pastu un apstipriniet jūsu elektronisko adresi, pārbaudiet pastu un ievadiet saņemto kodu.



Sistēma noġenerēs jums konta numuru, paroli un paroles atjaunošanas kodu. Saglabājiet sev šos datus drošā vietā!



PAYEER[®] ELECTRONIC WALLET English

ELECTRONIC WALLET

Password

STEP 1 STEP 2 STEP 3

Please save it in a safe place!

Password ✓

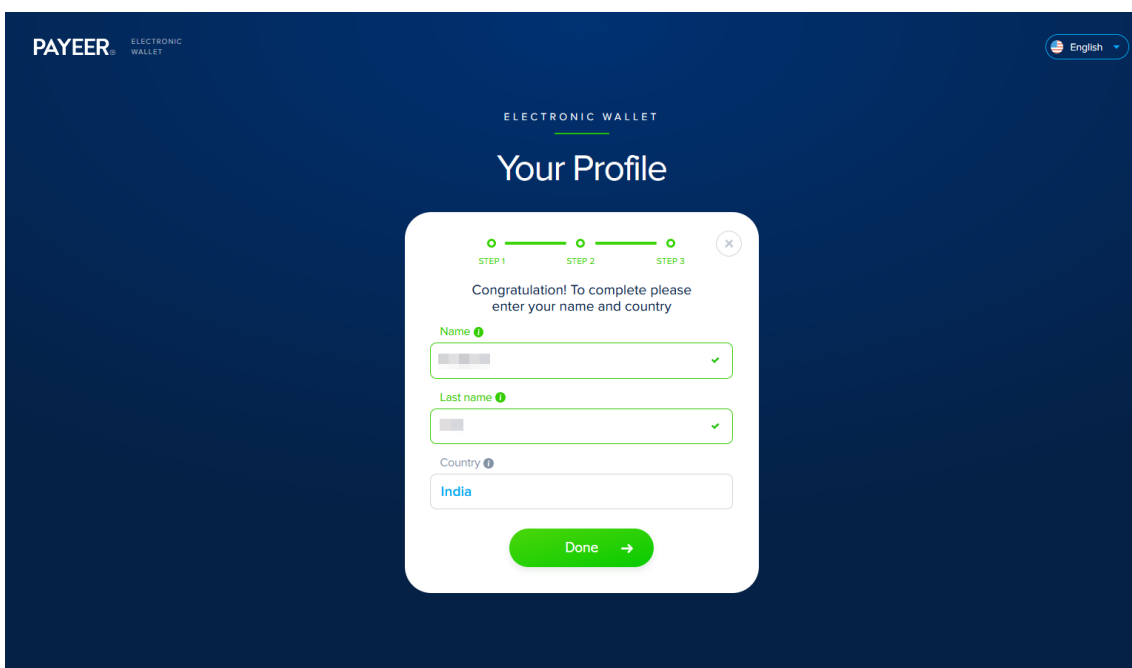
Repeat password ✓

Secret code ✓

Account name ✓

Next →

Aizpildiet sava profila datus.



PAYEER[®] ELECTRONIC WALLET English

ELECTRONIC WALLET

Your Profile

STEP 1 STEP 2 STEP 3

Congratulation! To complete please enter your name and country

Name ✓

Last name ✓

Country India

Done →

Jūsu reģistrācija pabeigta, jūs varat sākt lietot servisu.

