

Setting Up Google Voice



Google



Google Search

I'm Feeling Lucky

Sign into your Google Suite Account


Go to voice.google.com

Choose an area code
or city you'd like your
number to come from.

Choose a Google Voice number

Search for available numbers by city or area code.





NEARBY CITIES



Choose a Google Voice number

Search for available numbers by city or area code.

Q Milford, CT x

 (860) 717-2257 New Milford, CT	Select
 (860) 946-0449 New Milford, CT	Select
 (860) 717-2846 New Milford, CT	Select
 (860) 946-0310	Select

Select a number



You selected (860) 717-2257

To complete setup and start using Google Voice, you need to verify your existing phone number

Verify



Click Verify

Enter a number to link

Inbound calls to your Google Voice number will be forwarded to this number

(404)

Google Voice will send you a text message containing a 6-digit code.
You can also [verify by phone](#).

Cancel

Send code

Enter your actual phone number you would like to link.

Click Send code

A code will be sent to your phone, enter the code and you have completed setting up your Google Voice Account.

