

Powered by



PASSPORT
CORPORATE

myAMBAdiscounts | at your fingertips!

The new myAMBAdiscounts portal allows you to access thousands of discounts from local and national merchants – all from your smartphone!

To activate your new myAMBAdiscounts membership, follow 3 easy steps!

1. Go to myAMBAdiscounts.com and enter your email.
2. Enter activation code:
3. Register your basic information and sign up for email alerts. Here you may opt-out of the dining upgrade if you do not wish to join that program. *It is not necessary to add your credit card information to take advantage of Passport's discounts.*



Email

Activation Code

First Name

Last Name

City

State

☐ YES, COUNT ME IN FOR A FREE 30-DAY TRIAL OF PASSPORT DINING BENEFITS!

Your mobile membership includes a free 30 days of unlimited access to Passport Dining restaurants. After your trial period ends, you can continue to dine and save all year long - for just \$7.00/month!

Want to know more? [Click here](#) to learn more about how to make the most of your Passport Dining benefits.

To start your free trial, enter the billing info requested below - cancel at any time during the first 30 days and you will not be billed.

Credit Card Number

Expiration Date

CVV Code

Zip Code

☐ OPT-IN
Yes, please sign me up for periodic email updates regarding restaurant additions and special events in my area.

ADDITIONAL EMAIL PREFERENCES
☐ Autos, Vehicles & Boats
☐ Clothes & Accessories
☐ Finances & Money
☐ Food & Beverage
☐ Home & Garden
☐ Tech & Electronics
☐ Travel & Vacations

Request A Passport Mobile Card

Just a few questions and you'll be saving soon!

Complete your registration to receive your mobile card number and to customize your membership preferences.

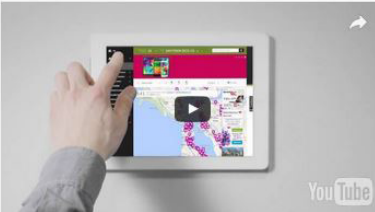
Select one or more 'Additional Email Preferences' to tailor the opt-in messages we deliver to your inbox. Set your location to tailor the offers shown when you sign into this website and included in opt-in messages we deliver to your inbox.

Your Privacy

The information stored in your profile will be managed in accordance with our privacy policy. By clicking Submit, you acknowledge you have read and agree to Passport Unlimited's [Terms of Use and Privacy Policy](#).

How To Use Your Mobile Card

The mobile card will allow you to take advantage of Passport savings at participating local restaurants and merchants using just your smartphone - no plastic card required. To learn more about mobile membership, we invite you to watch a quick introduction video.



The following steps will help you get started:

1. Complete and submit the form above to receive your mobile card number.
2. Download or update the Passport Mobile app on your mobile device.
3. Sign in using your mobile card number and your email address.
4. Enjoy deals!

Questions?

We've got answers. Watch the introduction video and learn more about your membership. Or, [view the FAQs](#).

Discover your association membership savings on everything from dining, autos, clothes, entertainment, travel and many other valuable discounts at:

myAMBAdiscounts.com!

Benefits made available by



Now you're ready to save!

Take Advantage of These Top Discounts



> **Save up to 25%**

RALEIGH

> **Up to 40% off retail pricing on bikes**



> **Save 15% off of a DNA & health analysis kit**



> **New members receive free products and extra savings!**



> **Save up to 60% on hotels**

The Benefits are Endless!

- > Travel
- > Dining
- > Household & Family
- > Electronics
- > Auto & Boat
- > Sports & Entertainment
- > Finances & Money
- > Mind, Body, & Health
- > Groceries & Food
- ...and so much more!



myAMBAdiscounts.com

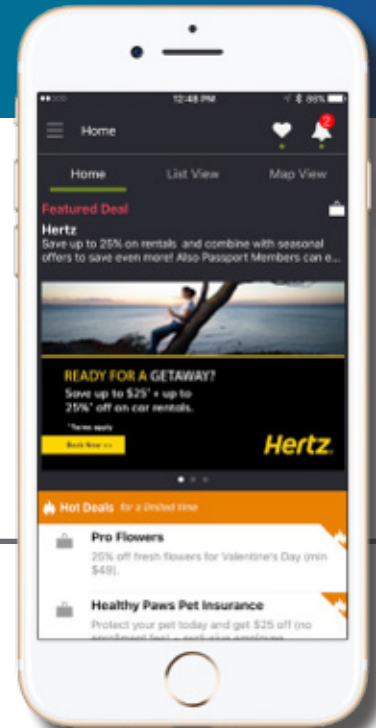
myAMBA Discounts |



Using your smartphone for dining discounts

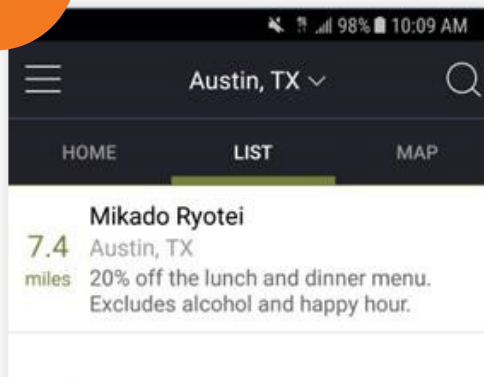
Occasionally when using the myAMBA Discounts portal, you'll see the "Card Required" designation on several listings (both restaurant and non-food vendors.) This indicates that when a member visits one of these establishments, they will need to show their digital "card" which is available through the app.

Below is the process you can follow to use your Passport digital card and start saving today!



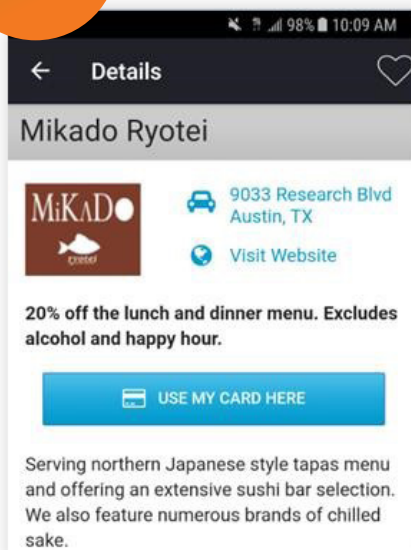
1

Find the vendor or restaurant where you want to use the discount.



2

Select the option to "Use My Card Here"



3

A digital printout of your "card" will be generated. You show this to the cashier, wait staff, etc.



For the restaurants that are part of the dining upgrade, you follow the same process, except that when you select "Use My Card Here" a redemption code is generated that you write on your receipt.