




1 THE PERSON SHOWS THE CONTROL AND SHOWS THE PERSONAL PASS THE CHECK IS MANDATORY FOR ALL THOSE WHO ENTER THE PALAINVENT

2 THE SECURITY OPERATOR USES THE BARCODE TO SCAN THE QR CODE OF THE PASS


3 THE NOTEBOOK CLIENT SENDS THE REQUEST FOR ACCESS CONTROL TO THE SERVER





**NATION**

NAME - SURNAME
NAME OF CLUB

CADET KUMITE FEMALE -54 KG


WKF CODE



ACCESS AREAS **1 2 3** DAY 1


6 THE CLIENT NOTEBOOK RECEIVED THE DATA DISPLAYS THEM ON THE EXTERNAL MONITOR

5 THE SERVER CHECKS ON THE DATABASE AND RETURNS THE DATA READ ON THE DATABASE TO THE CLIEN

4 THE SERVER RECORDS THE ACCESS DATE, TIME AND AREA FOR EVERY PERSON TRANSITED. THE DATA CAN BE CONSULTED IN THE ACCESS REGISTER. THE SYSTEM IS ABLE TO VERIFY THE NUMBER OF PEOPLE PRESENT IN THE AREAS IN REAL TIME THE ACCESS PERMITS ARE SET BY SYSTEM AND DIFFERENT BY ACCESS TYPE

CHECK POINT: WARMUP AREA

DATE: 04/12/2020
TIME: 09:43:00



NAME: NAME - SURNAME
NATION: NATION
CLUB: NAME OF CLUB
CATEGORY: CADET KUMITE FEMALE -54 Kg
ATHLETE

REJECTED APPROVED

CODING ACCESS AREAS WITH A NUMBER IN THE BACK OF THE PASS THE NAMES OF THE AREAS ARE REPRESENTED IN EXTENSION

DAY OF AUTHORIZED ACCESS