

## 1966 Chevrolet Malibu



### 1966 Chevrolet Malibu

The exterior of the vehicle exhibits a two tone gloss paint with gloss black on the roof, trunk lid and hood and gun metal grey on the lower areas. There were some minor scratches and dent on right front fender. The left front fender was misaligned at the door as well as other minor areas. There were minor paint chips on the front of the hood and some surface rust on the right side of the cowl. The drivers mirror housing was present but mirror was missing.

The undercarriage had areas of surface rust. The interior was black vinyl with bucket seats in front and bench seat in rear. The rear bench seat was misaligned at time of inspection.

The interior was in good condition showing wear and tear consistent with its age on the interior door panels. The right rear window crank was dislodged and the headliner light cover was missing.

The vehicle started, ran and drove as it should. The Jegs 383 stroker motor was strong and the vehicle ran through the gears as expected. The tires had some signs of dry rot the wheels are Foosse wheels that have been painted black. Overall for 1966 the vehicle was in good condition

considering its age.

See below and pictures for more info

Vehicle Info	
Year - 1966	
Make - Chevrolet	
Model - Malibu	
Transmission - Manual	
VIN Number - 1363966102443	
Interior - Vinyl	
Interior Color - Black	
Body Color - Grey	
Engine - 8 Cylinder	
Drive Type - Rear Wheel Drive	
Fuel Type - Gas	

Exterior	
Wiper Blades	✓
Body Alignment	✗
General misalignment to body panels, see pictures.	
Scratches	✗
There are minor misc scratches around the vehicle. Normal for mileage and most too small to see in photos.	
Dings	✓
Dents	✗
Dent on right front fender behind wheel well. See photo	
Paint Condition	✓
Body Seals	✓
Rust	✗
The underside shows areas of minor surface rust. See pictures.	
Exterior Lights	✓
Door Mirrors	✗
Driver mirror housing is there, mirror is missing	
Bumpers	✓
Side Moldings	✓
Frame Damage	✓
Glass	✓
Body Filler?	✓
Hood	✗
There are paint chips on the leading edge of the of the hood.	
Doors	✓
Floors	✓
Rockers	✓
Quarter Panels	✓
Chrome	✓

Interior	
Steering Wheel	✓
Seat Condition	✓
Seat Belts	✓
Radio/Navigation	✓
Inner Door Panels	✓
Window Function	✓
Center Console	✓
Dash	✓
Sun Visors	✓
Dash Lights	✓

Mechanical	
Air Filter	✓
Battery Condition	✓
Charging System	✓
Cooling Fan Condition	✓
Radiator Cap Sealing Properly	✓
Hoses	✓
Radiator	✓
Engine Coolant	✓
Coolant Leaks	✓
Belts	✓
Power Steering	✓
Steering Fluid	✓
Engine Oil	✓
Engine Fluid Leaks	✓
Transmission Fluid	✓
Transmission Leaks	✓
Brake System	✓
Brake Fluid Leaks	✓
Differential leaks	✓
Muffler System	✓
CV Joints and Axles	✓
Shocks and bushings	✓
Ball Joints and Tie Rods	✓
Modifications	✓

Road Test	
Road Test	✓
Engine Performance	✓
Transmission performance	✓
Clutch Performance	✓
Differential Performance	✓
Wheel Bearing Performance	✓
Braking Performance	✓
Suspension Performance	✓
Steering Performance	✓
Engine Starting	✓

TIRESe/WHEELS	
Spare Tire	✗

No spare tire found with vehicle.


Tire Manufacturer	
Driver's Front - Nitto	
Passenger's Front - Nitto	
Driver's Rear - Nitto	
Passenger's Rear - Nitto	

Tire Size	
Driver's Front - 245/45ZR17	
Passenger's Front - 245/45ZR17	
Driver's Rear - 275/45ZR17	
Passenger's Rear - 275/45ZR17	

Tire Condition	
Driver's Front - Dry Rot	

Dash Gauges	✓
Heater	✓
Carpet	✓
Floor Mats	✓
Cigarette Use	✓
Unusual Odors	✓
Headliner	✓
Blower Motor	✓
Interior Trim	✓
Inner Trunk	✓

Passenger's Front - Dry Rot
Driver's Rear - Dry Rot
Passenger's Rear - Dry Rot
<b>Wheel Condition</b>
Driver's Front - No Issues
Passenger's Front - No Issues
Driver's Rear - No Issues
Passenger's Rear - No Issues
<b>Tire Tread</b>
Driver's Front - 20/32
Passenger's Front - 22/32
Driver's Rear - 20/32
Passenger's Rear - 19/32



**10/32 OR MORE**

Tires have plenty of tread!  
(standard)

**8/32 OR MORE**

Tires have plenty of tread!  
(low profile)

**5/32 TO 7/32**

Tires will need replacement soon!

**4/32 OR LESS**

Tires need replacement!



2













8





10







  
For Sale  
**1968 Malibu Chevrolet**  
40000 Miles, 300000 Miles  
Power Seat  
Manual Transmission  
2 Door Hard Top  
\$10,000 or best offer  
Call 800-222-1182

**FOR SALE**  
Name \_\_\_\_\_  
Address \_\_\_\_\_  
Phone \_\_\_\_\_

13
































































































































































































GENERAL MOTORS CORPORATION  
103  
ST 66-13639 FRA 497 300M  
TR 761-A T-T PAINT  
W21R  
BODY BY FORD





























123














129



130



1966 Malibu Chevelle  
JEGS 363 Stroke Motor  
Possey rear  
Manual Transmission  
4 gear Hurst shifter  
\$20,000 or best offer  
For more information contact: 800-382-1192





**Note for Image 1:**

Left front side

**Note for Image 2:**

Metal body behind bumper is misaligned

**Note for Image 3:**

Right side from front

**Note for Image 4:**

Left side from front

**Note for Image 5:**

Left side from rear

**Note for Image 6:**

Right side from rear

**Note for Image 7:**

Rear

**Note for Image 8:**

Rear deck lid

**Note for Image 9:**

Rear window

**Note for Image 10:**

Roof from left side

**Note for Image 11:**

Hood

**Note for Image 12:**

Front windshield and cowl

**Note for Image 13:**

Roof from right

**Note for Image 14:**

Right side trunk lid alignment

**Note for Image 15:**

Left side trunk alignment

**Note for Image 16:**

Left front fender is misaligned

**Note for Image 17:**

Left side mirror missing

**Note for Image 18:**

Left side hood alignment

**Note for Image 19:**

Right side hood alignment

**Note for Image 20:**

Right front tire

**Note for Image 21:**

Right front tire tread depth

**Note for Image 22:**

Left rear tire

**Note for Image 23:**

Right rear tire

**Note for Image 24:**

Right rear tire tread depth

**Note for Image 25:**

Tire showing signs of dry rot

**Note for Image 26:**

Left rear tire tread depth

**Note for Image 27:**

Right rear tire showing signs of dry rot

**Note for Image 28:**

Left front tire

**Note for Image 29:**

Left front tire tread depth

**Note for Image 30:**

Tires showing signs of dry rot

**Note for Image 31:**

Front undercarriage from right side

**Note for Image 32:**

Right side undercarriage

**Note for Image 33:**  
Right side undercarriage

**Note for Image 34:**  
Right side undercarriage

**Note for Image 35:**  
Right front undercarriage

**Note for Image 36:**  
Left rear undercarriage

**Note for Image 37:**  
Rear undercarriage

**Note for Image 38:**  
Rear undercarriage

**Note for Image 39:**  
Right undercarriage

**Note for Image 40:**  
Rear undercarriage

**Note for Image 41:**  
Right rear undercarriage

**Note for Image 42:**  
Left rear undercarriage

**Note for Image 43:**  
Left rear undercarriage

**Note for Image 44:**  
Right rear undercarriage

**Note for Image 45:**  
Left undercarriage

**Note for Image 46:**  
Left side undercarriage

**Note for Image 47:**  
Left side rear undercarriage

**Note for Image 48:**  
Left side undercarriage

**Note for Image 49:**

Left side front undercarriage

**Note for Image 50:**

Left front undercarriage from side

**Note for Image 51:**

Left side undercarriage

**Note for Image 52:**

Front undercarriage

**Note for Image 53:**

Left front undercarriage

**Note for Image 54:**

Right front undercarriage

**Note for Image 55:**

Right front undercarriage

**Note for Image 56:**

Left front undercarriage

**Note for Image 57:**

Right side front interior

**Note for Image 58:**

Right front door panel

**Note for Image 59:**

Rear interior

**Note for Image 60:**

Right rear door panel

**Note for Image 61:**

Right rear door panel missing window crank

**Note for Image 62:**

Rear bench seat is misaligned

**Note for Image 63:**

Front headliner

**Note for Image 64:**

Headliner

**Note for Image 65:**

Rear headliner

**Note for Image 66:**

Right side dash

**Note for Image 67:**

Front interior

**Note for Image 68:**

Front right carpet

**Note for Image 69:**

Front left carpet

**Note for Image 70:**

Center console

**Note for Image 71:**

Gear shifter

**Note for Image 72:**

Left front interior

**Note for Image 73:**

Left front door panel

**Note for Image 74:**

Left front carpet

**Note for Image 75:**

Steering wheel

**Note for Image 76:**

Radio and Heat controls

**Note for Image 77:**

Rear bench seat misaligned

**Note for Image 78:**

Rear interior

**Note for Image 79:**

Headliner

**Note for Image 80:**

Interior light missing cover

**Note for Image 81:**  
Center pillar left side

**Note for Image 82:**  
Left front door jamb

**Note for Image 83:**  
Left rear door jamb

**Note for Image 84:**  
Left rear door jamb

**Note for Image 85:**  
Left front door jamb

**Note for Image 86:**  
Right rear door jamb

**Note for Image 87:**  
Right front door jamb

**Note for Image 88:**  
Right rear door jamb

**Note for Image 89:**  
Right center pillar

**Note for Image 90:**  
Right front door jamb

**Note for Image 91:**  
Right rear door jamb has surface rust

**Note for Image 92:**  
Trunk interior

**Note for Image 93:**  
Right side trunk jamb

**Note for Image 94:**  
Left side trunk jamb

**Note for Image 95:**  
Underside of trunk lid

**Note for Image 96:**  
Left side trunk interior

**Note for Image 97:**

Right side trunk interior

**Note for Image 98:**

Box of misc parts

**Note for Image 99:**

Rear trunk jamb has surface rust

**Note for Image 100:**

Right side trunk interior

**Note for Image 101:**

Left side trunk interior

**Note for Image 102:**

Wiring in trunk spliced

**Note for Image 103:**

Engine compartment

**Note for Image 104:**

Right side of engine

**Note for Image 105:**

Left side of engine

**Note for Image 106:**

Left side firewall

**Note for Image 107:**

Right side of firewall

**Note for Image 108:**

Engine compartment data plate

**Note for Image 109:**

Left side of engine

**Note for Image 110:**

Right side of engine

**Note for Image 111:**

Right side hood jamb

**Note for Image 112:**

Left side hood jamb

**Note for Image 113:**

Cowl area hood jamb

**Note for Image 114:**

Cowl area hood jam

**Note for Image 115:**

Battery

**Note for Image 116:**

Radiator

**Note for Image 117:**

Front

**Note for Image 118:**

Dash instrument panel is digital and the odometer did not show

**Note for Image 119:**

Door jamb vin number

**Note for Image 120:**

Right side door panel

**Note for Image 121:**

Left side front door jamb

**Note for Image 122:**

Left side

**Note for Image 123:**

Left rear side

**Note for Image 124:**

Rear

**Note for Image 125:**

Right rear side Right side rear

**Note for Image 126:**

Right side

**Note for Image 127:**

Right front side

**Note for Image 128:**

Front

**Note for Image 129:**

Minor dent with scratch behind wheel well

**Note for Image 130:**

Paint chip in front of hood

**Note for Image 131:**

Area of rust present on the right side cowl

**Note for Image 132:**

Oil level dipstick

**Note for Image 133:**

Left rear door panel