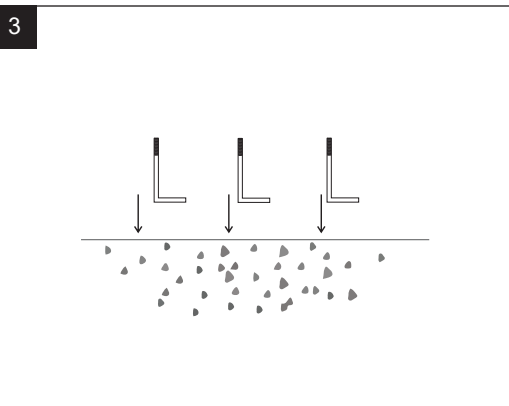
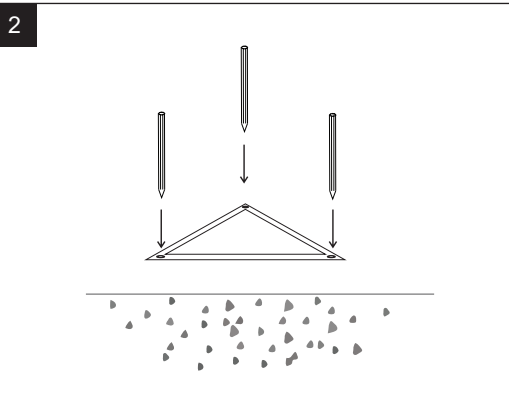





Guida all'installazione - Installation guide



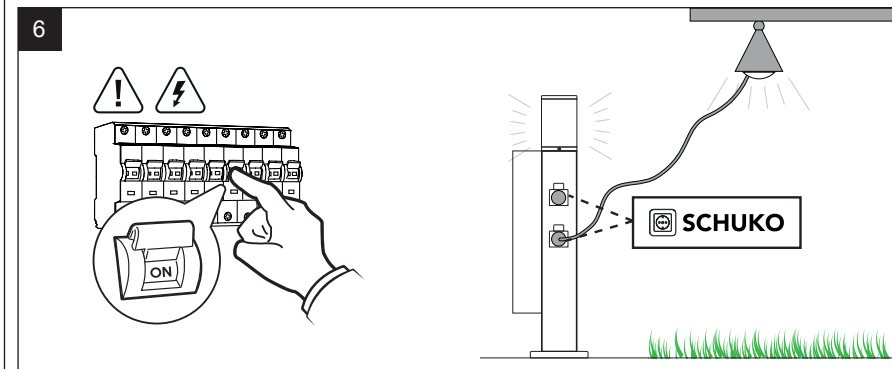
4

LED-DISCOVERY-HUB

- Input: 220-240VAC 50/60Hz
- Light Source: SMD
- Power Consumption: 13W
- LED Driver: Isolation LED driver
- Initial Luminous Flux: 960lm-4000K
- CRI: >85
- Power Factor: >0.90
- Light Beam Angle: 360 degrees
- IK: IK08
- Class: Class 1
- IP Rate: IP54

- **Luminaire material**
Aluminium
in powder coat
- **Diffuser**
High transmitting PC-opal
- **Connection**
IP54 connecting box
- **Installation**
Bolts

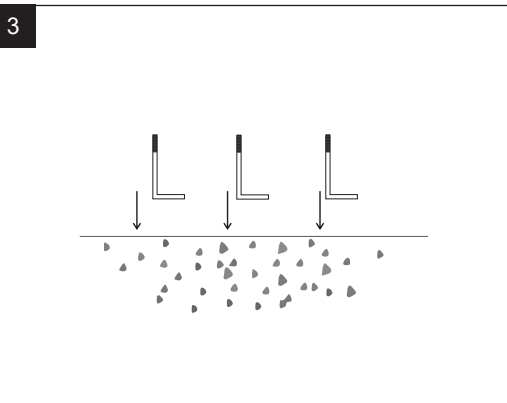
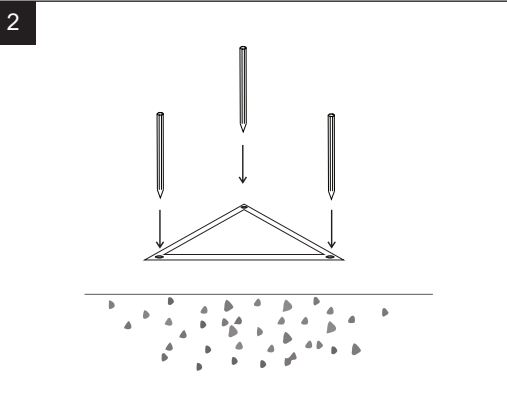
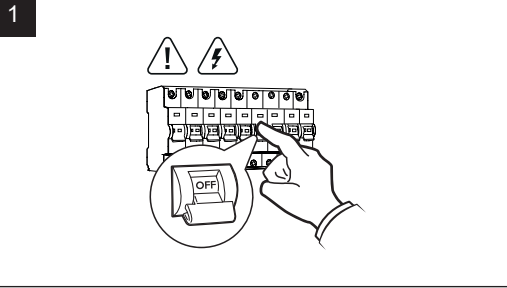
5





DOWNLOAD CATALOG

Guida all'installazione - Installation guide



4

LED-DISCOVERY-P65

- **Input:** 220-240VAC 50/60Hz
- **Light Source:** SMD
- **Power Consumption:** 13W
- **LED Driver:** Isolation LED driver
- **Initial Luminous Flux:** 960lm-4000K
- **CRI:** >85
- **Power Factor:** >0.90
- **Light Beam Angle:** 360 degrees
- **IK:** IK08
- **Class:** Class 1
- **IP Rate:** IP54

- **Luminaire material:**
Aluminium
in powder coat
- **Diffuser:**
High transmitting PC-opal
- **Connection:**
IP54 connecting box
- **Installation:**
Bolts

