



## INFO SHEET

SHRUNK OAK 'ROCKIES'



# INFO SHEET

## SHRUNK OAK 'ROCKIES'

### 1 GENERAL PRODUCT INFORMATION

**SURFACE TEXTURE** brushed, with irregular traces of bandsaw marks on a natural undulating (shrunken) air dried oak surface with impress putty filled knots and cracks

**FINISH TYPE** reactive stained, oiled & hardwaxed (silky) mat

**COLOUR INFO\*** colour variation:

very even colour	light colour variation	medium colour variation	strong colour variation
	✓		

colour behavior: very little changes over time.

*\*Although we strive to portray wood structure and colour as realistically as possible in all our samples and images, a single sample or any image can never act as a representation of an entire floor: no rights can be derived. Wood is natural material: variation in grain and colour occurs. Floors may also change over time due to the influence (or lack) of UV light, wear & tear, and maintenance.*

**CONSTRUCTION** 16 → 4 mm oak + 12 mm birch plywood

**BEVELS** bevel on all 4 sides

**MOISTURE CONTENT** 7±2%

<b>AVAILABILITY</b>	PLANK	16/4 x 190 x RL 600~2400 mm 16/4 x 235 x RL 600~2400 mm
	HERRINGBONE	16/4 x 140 x 700 mm
	CHEVRON	16/4 x 140 x 805 mm (45°) 16/4 x 140 x 840 mm (60°) <u>minimum 200m<sup>2</sup></u>
	PANELS	16/4 x 980 x 980 mm G&G on all 4 sides + loose tongues
	CUBE	16/4 x 190 x 219 mm (width 380 mm)
	MANSION WEAVE	16/4 x 190 x 289 mm
	SEVERIN	16/4 x 140 x 323 mm 16/4 x 190 x 439 mm

GRADING & CHARACTERISTICS



Uniquely Aged, but smooth Rustical Oak wooden floor with a naturally dried shrunken surface, which feature big convex knots without restrictions, cracks, heartwood, visible saw marks and a deeply brushed surface. All open defects are impress putty filled.

**BOW**

A certain amount of bow is common and is to be expected in any plywood based engineered floorboard. Bow to a certain degree, is not considered a defect in any wood component, and does not indicate a faulty product nor does it affect the 'quality' of the finished floor. For Shrunken Oak WOODlife tolerates (both positive and negative) a bow of max 1,5 % of board length per running meter. Bow being the distance between the board and the subfloor.

2 PATTERNS

**MIXED WIDTH**

choose 2 widths and install these in a repeated system

**HERRINGBONE**


16/4 x 140 x 700 mm



**CHEVRON**

16/4 x 140 x 805 mm (45°)  
Standard dimension

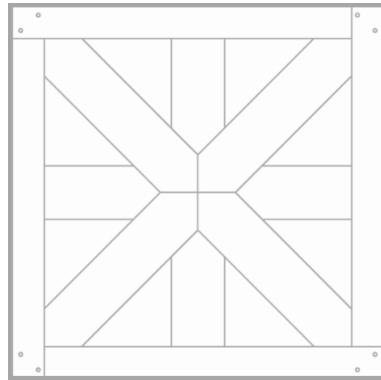
16/4 x 140 x 840 mm (60°)  
Special order only. Min. 200m2




PANEL

16/4 x 980 x 980 mm

NB: panels In Shrunken oak have no bevels between the elements and only a bevel around the perimeter of the panels.



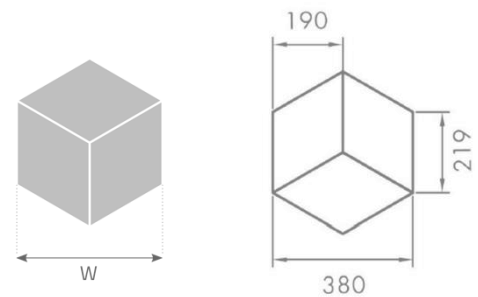
Panel WINDSOR



Panel ALHAMBRA

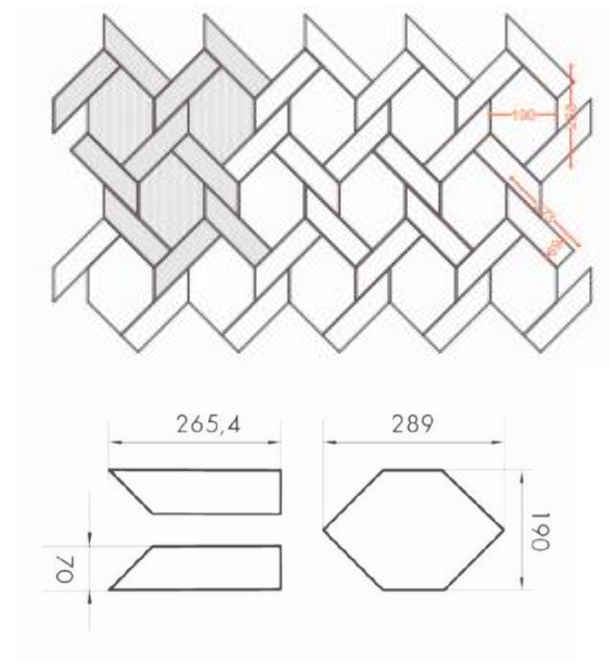
CUBE

16/4 x 190 x 219 mm  
Width 380 mm  
T&G and G&G at the ends



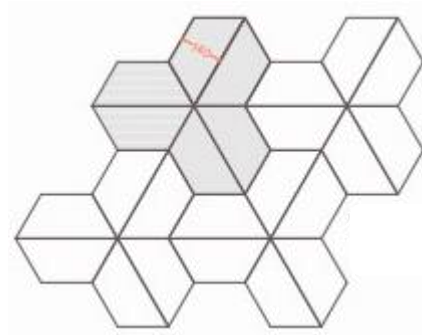
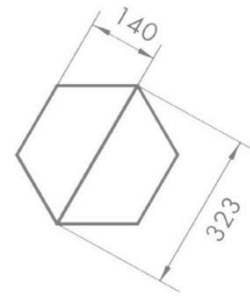
MANSION WEAVE

16/4 x 190 x 289 mm  
T&G

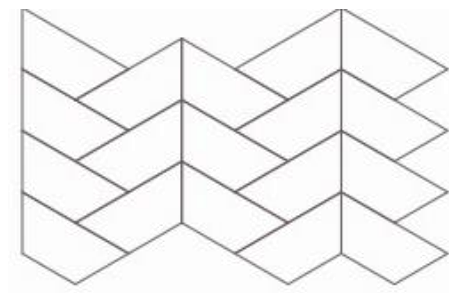


SEVERIN

16/4 x 140 x 323 mm  
 16/4 x 190 x 439 mm  
 T&G and G&G at the ends



*Alternative installation of SEVERIN*



### 3 INSTALLATION & MAINTENANCE

#### INSTALLATION

- We recommend taking app 7-8% saw waste for regular flooring and 12-14% for pattern flooring into account when calculating the amount needed.
- Storage in the room at least 48 hours before installation. Packs are to be kept closed.
- During installation, humidity should be between 35% and 70%, temperature between 18 ° to 24 ° Celsius.
- Installation method: glue down or screw down is recommended, floating installation is possible in most cases.
- Always take local installation standards into account.
- All our shrunk oak is suitable for under floor heating.
- All oiled WOODlife floors are finished with natural oils and waxes and have been fully cured at the factory. Unlike oxidative oiled floors, our floors are fully hardened upon arrival and can therefore be used in any space, without any restrictions.

Also see the following documentation:  
*WOODlife Flooring – installation guidelines.*  
*WOODlife Flooring – underfloor heating.*

## CARE & MAINTENANCE

- After installation, relative humidity levels in the rooms should always be kept between 30% and 70%.
- Please be aware to place humidifiers/vaporizers during the wintertime if needed.
- Ventilate the spaces on a regular basis.
- Our floors require regular maintenance; frequency strongly depends on type of use. A rough guideline:

Daily cleaning:

Periodic cleaning:

Maintenance at regular use:

Maintenance at intensive & commercial use:

Dry cleaning

Saicos Wash Care (parquet friendly soap for mopping)

Saicos Wax Care (maintenance oil), 1 or 2 times per year

Saicos Wax Care (maintenance oil), 3 or 4 times per year

Also see the following documentation:

*WOODlife Flooring – maintenance guide.*

Copyright © 2021 by WOODlife Flooring BV.

All rights reserved.