



How to Get a QR Code for a Post

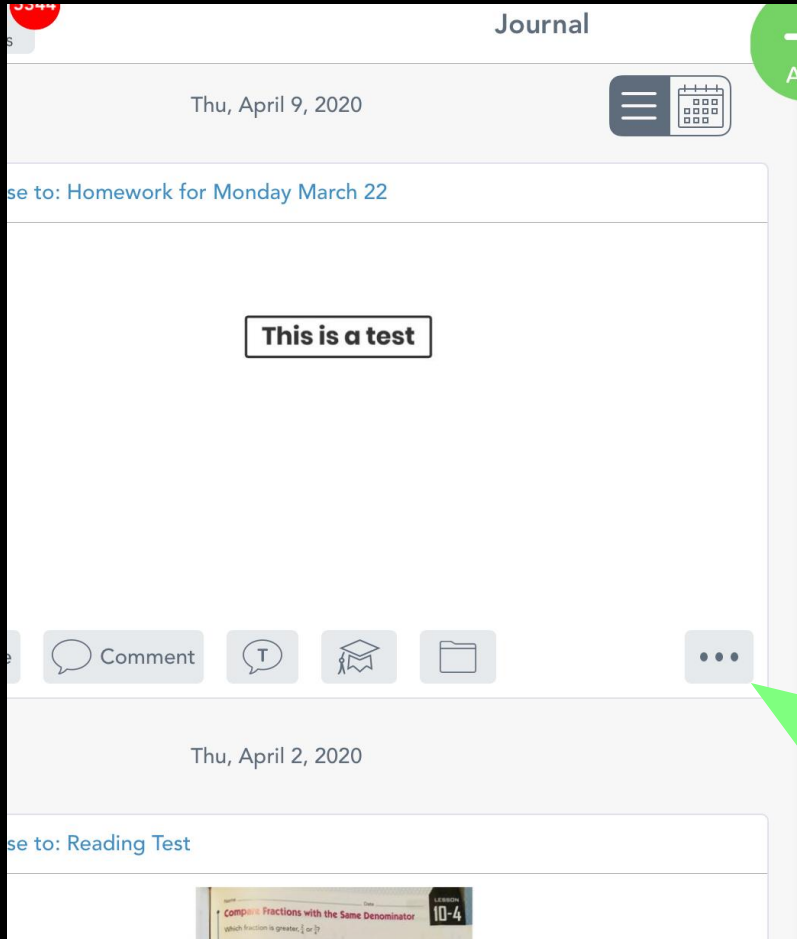


Seesaw



Seesaw

- 1 sign into seesaw
- 2 select the class you want to work on



1 Find the post you would like to create a QR code for

2 Click on the [...] at the bottom of the post

Click
'Print with QR
Code'

You will have
the option to
print or send
your QR Code.

