



GUIDE FOR REPLENISHING INVESTOR'S MAIN ACCOUNT USING BITCOIN


for the users of the project back office on
reg.solargroup.pro

STAGES OF ACCOUNT REPLENISHMENT USING BITCOIN:

1. CHOOSING A PAYMENT METHOD IN YOUR BACK OFFICE.....	2
2. INVOICING IN BITCOIN.....	3
3. BILL PAYMENT.....	5
4. COMPLETION OF THE PAYMENT.....	7
5. COMMON MISTAKES.....	9

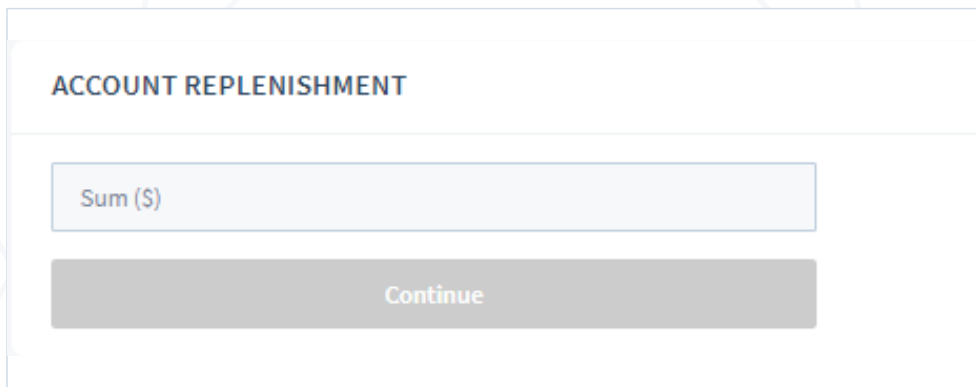


1. CHOOSING A PAYMENT METHOD IN YOUR BACK OFFICE

All the ways of replenishing the main account of the back office are listed in the **Banking** section on the  **Account Replenishment** tab.

To do this, open the corresponding section of the main menu or click the link: reg.solargroup.pro/site/add-funds.

In order to choose a payment method, first, enter the amount in the entry field:




ACCOUNT REPLENISHMENT

Sum (\$)

Continue

Example of a list of available replenishment methods.



Home page
News
Events
Investments
Banking
For the partners
Documents
Help
Log Out

Visa/Mastercard/MIR cards (through INTERKASSA)
Commission fee 0.20 \$
Crediting period Immediately
Choose

VISA/MasterCard/MIR cards (through Coolpay)
Commission fee 0.20 \$
Crediting period immediately
Choose

DIGITAL CURRENCIES

LiteCoin (through Cryptonator)
Commission fee 0.00 \$
Crediting period ~ up to 30 minutes
Choose

QIWI WALLET (through Coolpay)
Commission fee 0.30 \$
Crediting period immediately
Choose

Bitcoin (through Cryptonator)
Commission fee 0.00 \$
Crediting period ~ up to 30 minutes
Choose

DASH coin
Commission fee 0.00 \$
Crediting period ~ up to 30 minutes
Choose

DogeCoin
Commission fee 0.00 \$
Crediting period ~ up to 30 minutes
Choose

Zcash
Commission fee 0.00 \$
Crediting period ~ up to 30 minutes
Choose

Chat with us, we are online!

Brief guide


When you select a payment method, you will see a brief guide that you need to follow to replenish your account.

2. INVOICING IN BITCOIN

In the back office

Select **Bitcoin** (BTC) from the available replenishment methods.

The guide describe the features of the transaction that you need to pay attention to: for example, the payment processing time and payment procedure.



Bitcoin (through Cryptonator)

Commission fee	0.00 \$
Crediting period	~ up to 30 minutes

I am aware of and accept the conditions of paying with cryptocurrency.

Important!

1. Cryptocurrency transfer should be very accurate since it can't be cancelled because of providing wrong payment details.
2. The amount that the service gets for the transfer should be absolutely identical to the charged amount in cryptocurrency units. Take into consideration your service commission when sending the payment.
3. A unique amount is billed for one payment only, all further incorrect payments for the amounts billed earlier will be lost, and it doesn't depend on us. Be attentive.
4. A unique amount is billed for 30 minutes and can't be paid in form of withdrawals from other services the payment time for which exceeds 30 minutes.

I accept the conditions of the main account replenishment by means of Bitcoin (through Cryptonator)

[Continue](#)

Guide for payment using Bitcoin in the back office

After reading the guide, check the box **"I have read and agree with the conditions of payment with cryptocurrency"** and click **Continue**.



Cryptonator

Next, you will be redirected to the payment gateway website for accepting payments in Bitcoin - Cryptonator.

The Cryptonator system assigns a unique number to each replenishment request, which can be used to track your payment.

PLEASE NOTE! You **cannot** make multiple transfers of funds (payments) under a single request. **One request = one replenishment!**

Secured by TLS English

Solar Group

Оплата заявки на пополнение счёта #421616
Order # arb880e9421616

10 USD
0.00111545 BTC

Use Cryptonator wallet

Payment to address

You can scan this QR code with your mobile wallet app to make a payment.
Or send exactly 0.00111545 BTC to this address 18f6m7uNqfE522EzwW4weJypwy2nfP5mNf

Copy address Open in wallet

You have 28:50 minutes to complete this payment.

Waiting for payment

Example of a replenishment request # 421616 bitcoin in the amount of **0.00111545** BTC, recipient's address: **18f6m7uNqfE522EzwW4weJypwy2nfP5mNf**

Attention! You have no more than 30 minutes to make a payment!

If you have not made a transaction within this time, the funds will not be credited to your account.

To pay the bill, you need to copy the unique **one-off address** to which you need to transfer Bitcoins from your Bitcoin wallet.

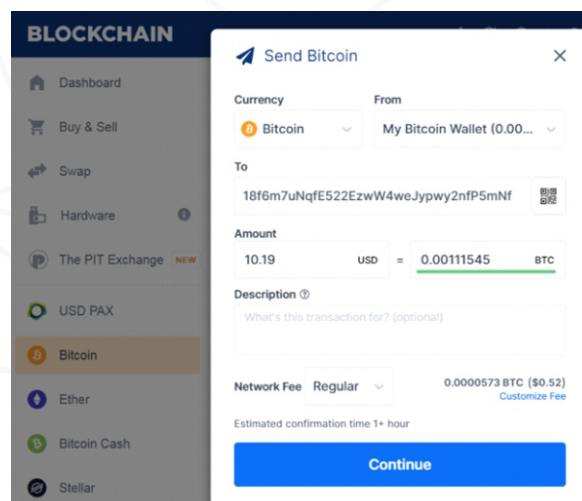
There are several ways to do this:

1. Select the recipient's wallet address and copy it to the clipboard.
2. Click the **Copy address button**.
3. If you have a Bitcoin wallet installed on your device, click the **Open in wallets button** or scan the QR code.

Important! Do not close the cryptonator page with the request!

3. BILL PAYMENT

Open your Bitcoin wallet in a separate window, select the **Send** function and fill in the form.



Example: interface of the wallet Blockchain.com. Transfer to the address **0.00111545 BTC:**
18f6m7uNqfE522EzwW4weJypwy2nP5mNf

ATTENTION!

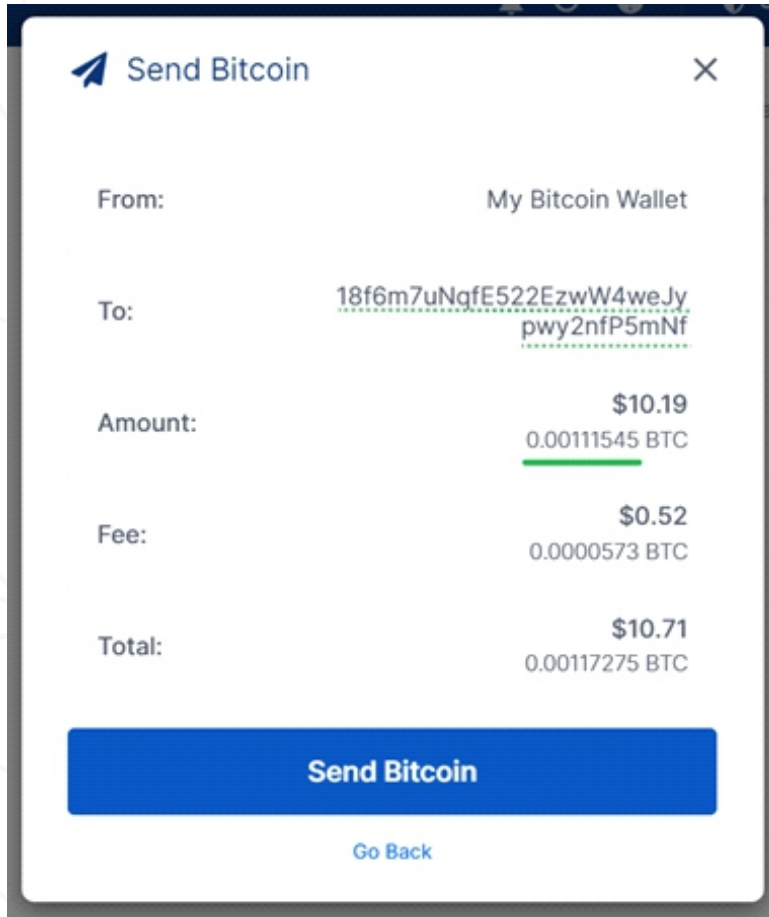
It is important **to specify the exact number of coins** to be transferred in **BTC**, taking into account all numbers after the decimal point!

Enter the amount not in dollars, but in BTC, otherwise the automatic payment will not be processed and the funds will not be credited to your account.

Enter the recipient's address and the number of coins in BTC in the form: **the exact amount indicated in** the account replenishment **request**.

Check that the data is correct and click **Continue**.

At the next step, check the entered data again and confirm the transfer of funds. Click the **Send Bitcoin button**.



From:	My Bitcoin Wallet
To:	<u>18f6m7uNqfE522EzwW4weJy</u> <u>pwY2nfP5mNf</u>
Amount:	\$10.19 <u>0.00111545 BTC</u>
Fee:	\$0.52 0.0000573 BTC
Total:	\$10.71 0.00117275 BTC

[Send Bitcoin](#)

[Go Back](#)

Example: interface of the wallet Blockchain.com. Confirming the transfer of **0.00111545 BTC** to the address: **18f6m7uNqfE522EzwW4weJypwy2nfP5mNf**

After the successful withdrawal of funds, the corresponding entry will appear in your wallet (as exemplified by Blockchain.com wallet).

All Bitco... ▾
All Received Sent Transferred ⬇

Sent BTC

November 1 2019 @ 9:46 PM

\$10.71

0.00117275 BTC

Description	Sent From	Status
Add a description ✎	176sAtYnWP1vbKQLpZ3AigETyJLXxx8B...	0/3 Confirmations ⓘ
Value When Sent	Received By	Transaction Fee
\$10.72	18f6m7uNqfE522EzwW4weJypwy2nfP5mNf	0.0000573 BTC (\$0.52)
	1NHUKzPWsRYNTAncR6NaeGBRVwLNsra9YU	(Change Address) ⓘ

Please note:

Your transaction must be confirmed by other participants!

4. COMPLETION OF THE PAYMENT

If you entered correct recipient's address and the number of coins to be transferred, then after the transaction completion, a notification will appear in the open window with the account replenishment request saying that **your payment has been received** by Cryptonator. You can now close the window.

Solar Group

Оплата заявки на пополнение счёта #421616

Order # arb880e9421616

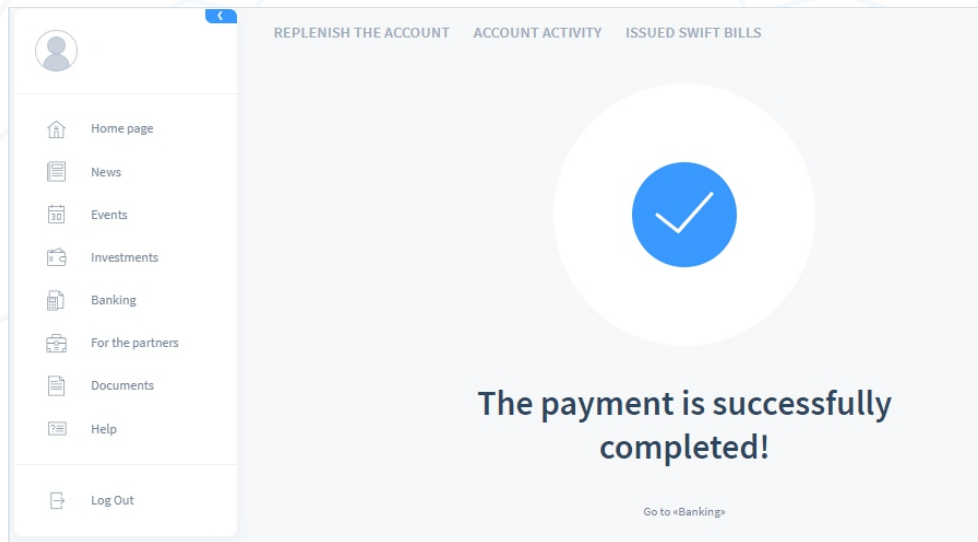
10 USD

0.00111545 BTC

We can see your payment. Please allow up to 30-60 minutes for this payment to confirm. Merchant will be notified automatically once it is confirmed. You may now close this window.

⌚ Confirming payment...

The message informing about successful payment completion will appear in the back office.

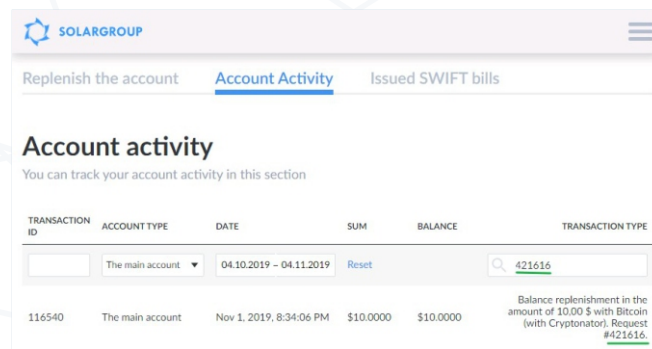


Please note!

The funds will be credited to the main account after your transaction is confirmed by other blockchain participants.

Wait for the corresponding notification. This usually takes up to one hour.

You can track your payment in the **Banking** section of the back office, the **Account activity tab** (reg.solargroup.pro/site/banking), using a unique account number.



Example of searching for account replenishment #421616 via Bitcoin

If you have entered all the details correctly, the payment will be automatically credited to your main account.

5. COMMON MISTAKES

Cause

The most common mistakes:

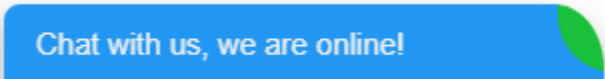
- the transfer amount in BTC differs from the amount in the invoice;
- several payments for the same invoice.

What can you do?

To find your payment, contact technical support on the back office website.

To do this, write a request in the online chat that can be found in the lower right corner of the page.

This is what the online chat icon looks like:



Chat with us, we are online!

on the computer



on the smartphone

The second option is to send a message to support.en@solargroup.pro

In your request, describe the problem, provide personal information from your back office and payment details:

- 1) Full name
- 2) Email
- 3) Phone number
- 4) the Wallet Address of the sender (Wallet ID)
- 5) Replenishment amount in USD and Bitcoin
- 6) Link to the transaction (URL) or attach a screenshot of the payment confirmation with its details

**(if you have saved your replenishment invoice number in Cryptonator, please provide it too)*



Sent BTC		\$10.71
November 1 2019 @ 9:46 PM		0.00117275 BTC
Description Add a description	Sent From 176sAtYnWP1vbKQLpZ3AigETyJLXxx5B...	Status Pending: 0/3 Confirmations ? 🔗
Value When Sent \$10.72	Received By 18f6m7uNqfE522EzwW4weJypwy2nfP5mNf 1NHUKzPWsRYNTAncR6NaeGBRVwLNsrA9YU	Transaction Fee 0.0000573 BTC (\$0.52) (Change Address) ?

Example of where a public link can be