

Connecting your students to Google Classroom



Classroom

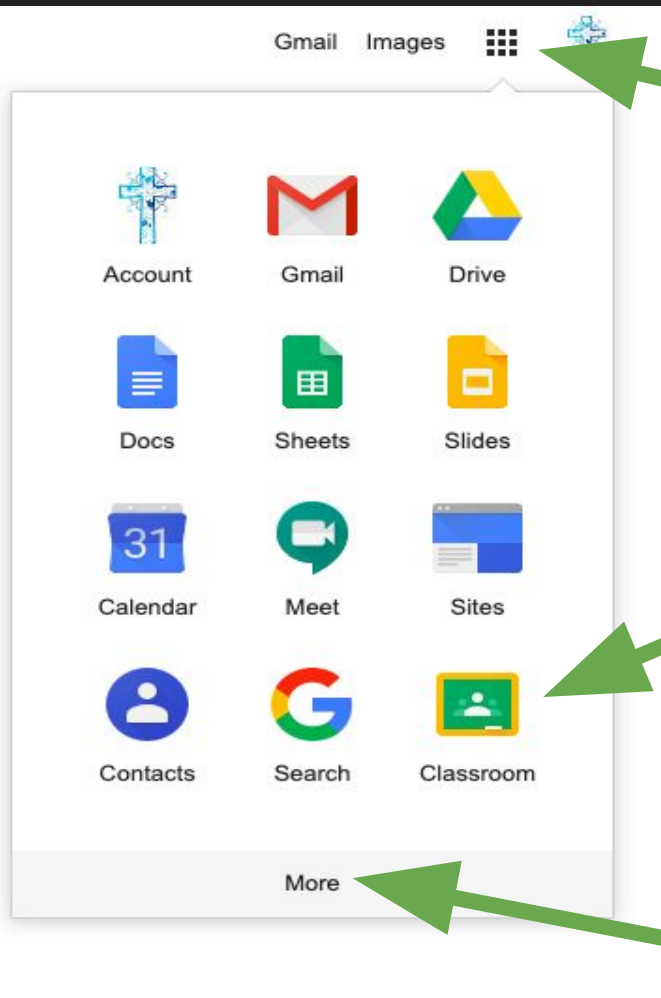
Google



Google Search

I'm Feeling Lucky

Have your students sign into their Google Accounts



Gmail Images



Account



Gmail



Drive



Docs



Sheets



Slides



Calendar



Meet



Sites



Contacts



Search



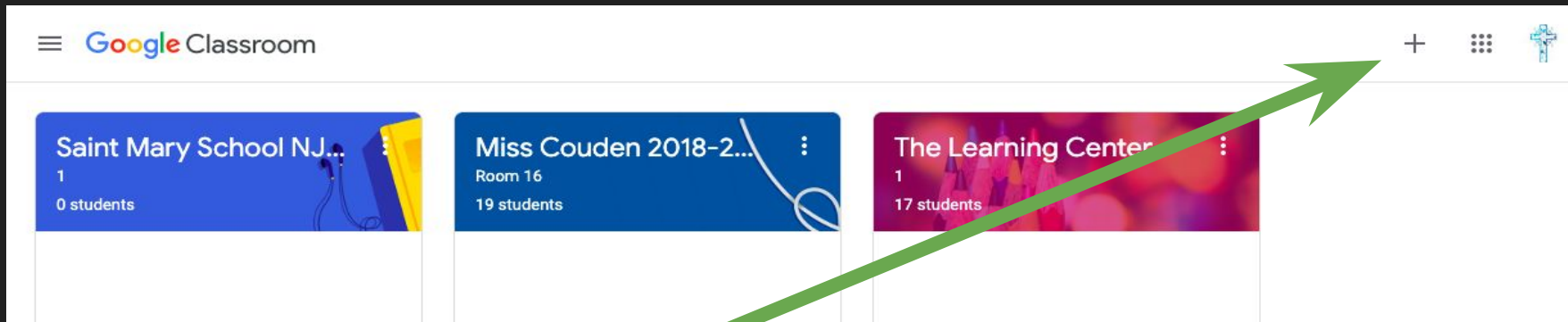
Classroom

More

Click on the matrix

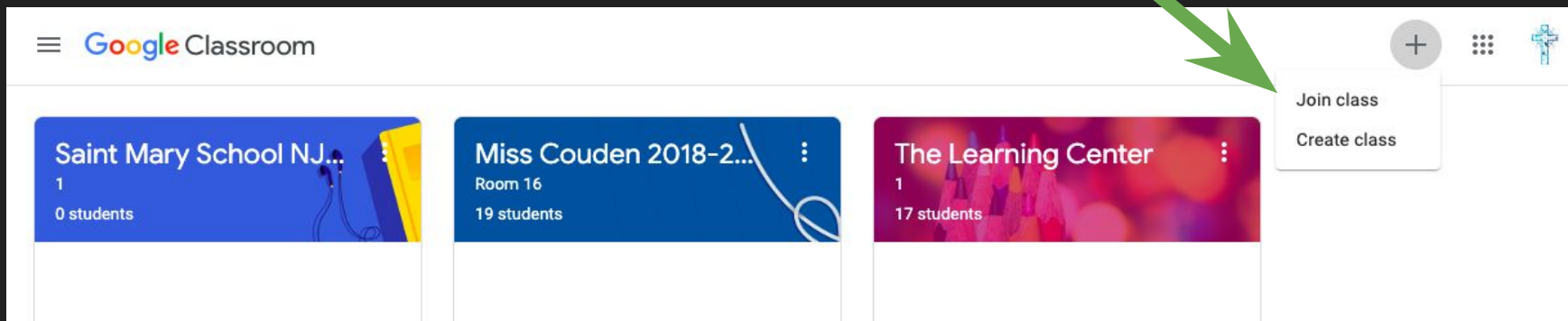
Click on the Google Classroom icon

If you don't see the icon, click "more"



Click on the plus sign

Click "Join class"



Teacher will click on the expand icon next to
“class code” to display on board

The screenshot shows the Facebook profile page for 'Saint Mary - Saint Michael Teachers'. The page header includes the name 'Saint Mary - Saint Michael Teachers' and navigation tabs for 'Stream', 'Classwork', 'People', and 'Grades'. A blue banner at the top of the profile contains the name 'Saint Mary - Saint Michael Teachers' and the class code 'nyijy2'. To the right of the class code is a small square icon with a plus sign, which is the expand icon mentioned in the text. A green arrow points from the top of the page down to this icon. In the bottom right corner of the banner, there are links for 'Select theme' and 'Upload photo'.

Saint Mary - Saint Michael

Teachers

Class code nyijy2

nyijy2

Saint Mary - Saint Michael Teachers

Have students enter code when prompted...
and you're DONE!