

REVISIONS		
REV	DESCRIPTION	DATE

MATERIAL

FINISH

DRAWING INTERPRETATIONS	
PROJECTIONS 	DIMENSIONS INCHES MILLIMETERS

UNSPECIFIED TOLERANCES
DECIMALS ±.020 (±.510 mm); ANGULAR ±1°

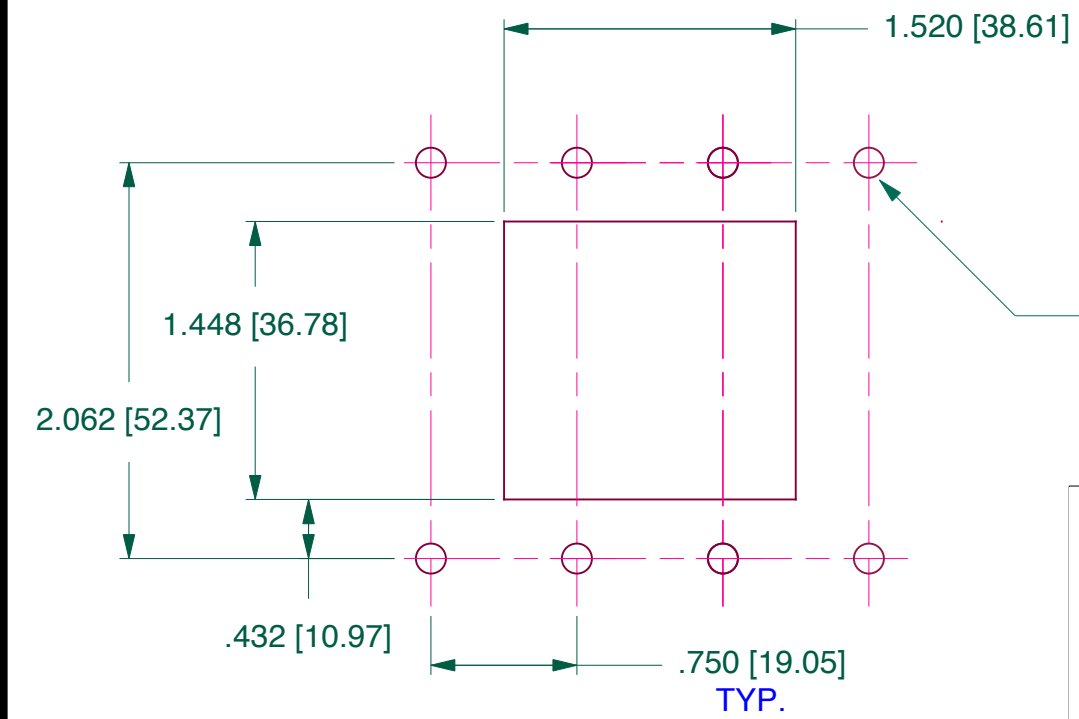
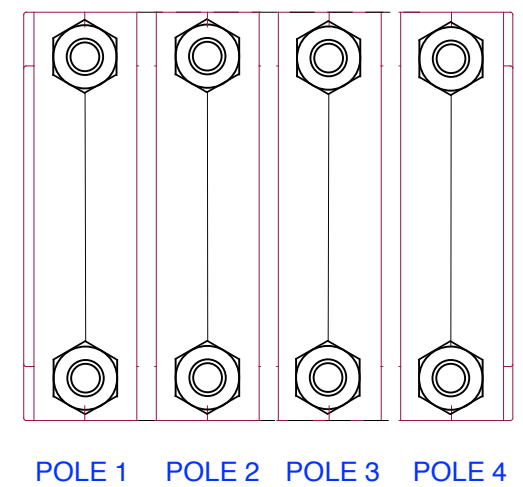
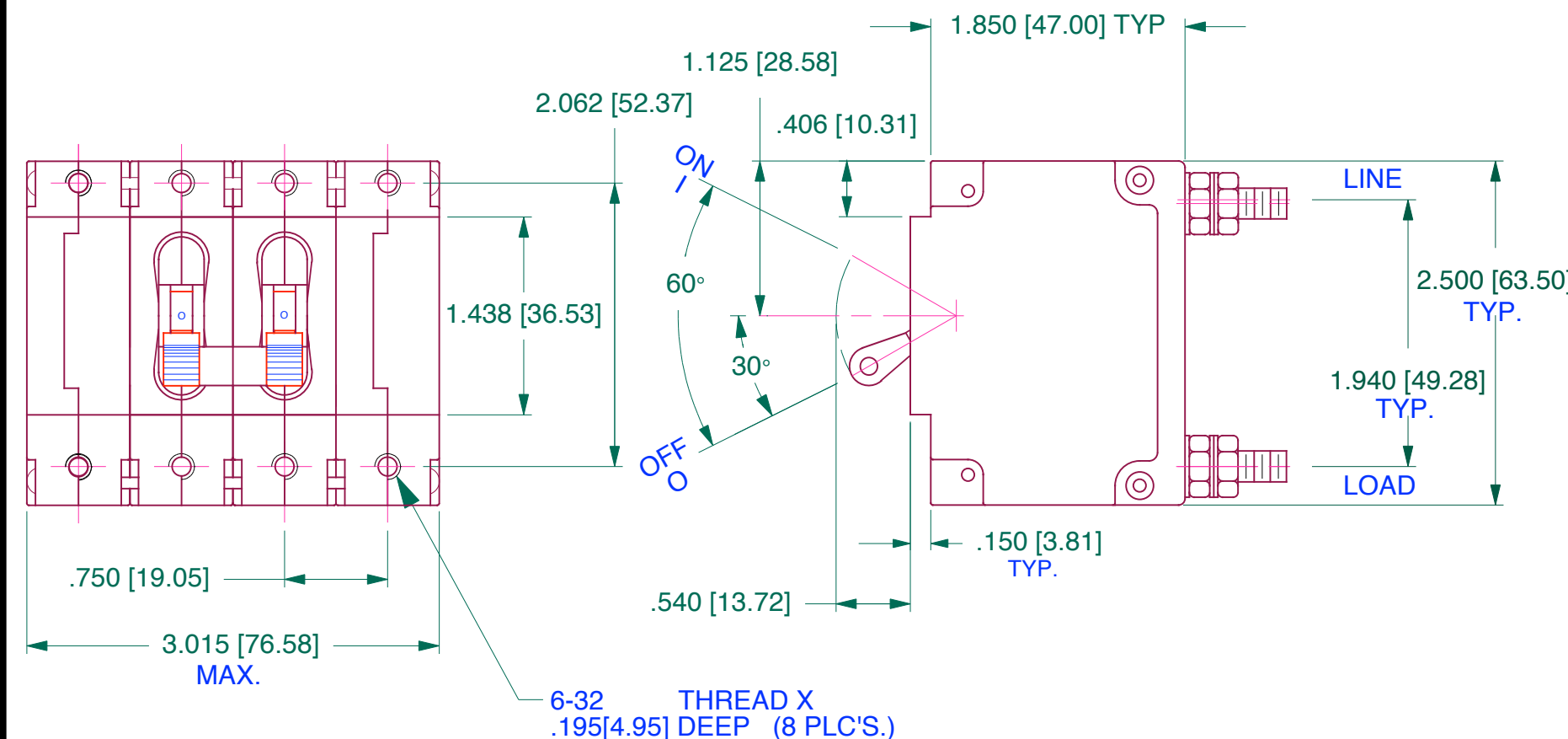
DRAWN BY: MM 8-23-12	CHECKED BY:	SCALE NONE
APPROVED BY:	DATE APPROVED	

DO NOT SCALE DRAWING

TITLE
**"C SERIES"
CIRCUIT BREAKER**

Carling Technologies
CIRCUIT BREAKER DIVISION
PLAINVILLE, CT

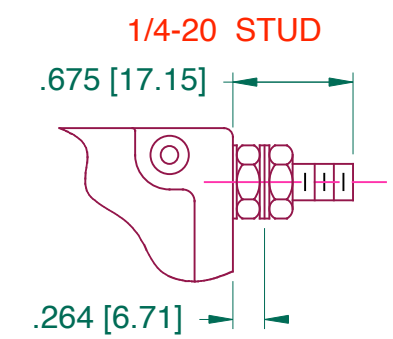
SIZE B	DRAWING NO. CB4-X0-20-330-341-L	REV 01
------------------	-------------------------------------------	------------------



LABEL INFORMATION:

P	C	GPA	V	HZ	TD
1	B0	100	150	DC	16
2	B0	1.0	150	DC	16
3	B0	100	150	DC	16
4	C0	*	12	DC	10
*TRIP VOLTS:10					

TERMINAL DETAIL



PANEL CUTOUT DETAIL
TOLERANCES ±.005 [.12]

CONTROL SYMBOLS	
	CRITICAL
	MAJOR

TOOL NO.	REV
REFERENCE NO.	
SHEET	OF