

Family Art Time  
Greek Vase

*Jar (neck-amphora) with a chariot race and a symposium.*  
Attributed to the Castellani Painter, Greek.  
ca. 550 B.C.  
Fired clay (black-figure technique).  
Gift of Gilbert M. Denman, Jr. 86.134.169

**Look-**


- Take a close look at this Greek amphora. What things do you see? How has the artist organized the many things depicted on this clay vase?
- Imagine you are in a mythical land. What kind of animals do you think you would find?
- Think about your favorite animals. If you combined them to make a hybrid creature, how would it look? What attributes would it have?

**Think-**

In ancient Greece, jars including *amphoras* such as the one pictured here had many uses in daily life. They were traded across the Mediterranean, and even given as prizes to winners in the Olympic games. Greek vases were popular storytelling devices also – these terracotta vessels depicted heroes such as Herakles, the Greek gods and goddesses, mythical creatures, and scenes from well-known tales.

**Make-**

Let's use symmetry, shapes, and pattern to craft a unique paper vessel.






What You Will Need:

- Black and red-orange construction paper
- Pencil
- Ruler
- Scissors
- Black marker
- Glue

How To Do This Activity



1. Gather the supplies you will need to complete this activity.



2. Fold your red-orange construction paper in half.




3. With your pencil, draw the outline of a jar on the folded sheet of construction paper.



4. Keeping the paper folded, cut along the line you drew with scissors to create a symmetrical jar.




5. Using a ruler (or straight edge) and a pencil, trace 5-6 horizontal lines across the jar.



6. Add patterns within the lines and draw scenes from your favorite Greek myth or your favorite mythical creature.



7. Trace the designs you drew with a black marker. Create variety and pattern by making some shapes all black and only outlining others.



8. After you cover your jar with patterns and designs, glue it onto a black sheet of construction paper.

#### Connect-

We suggest you read *Strong Stuff: Herakles and His Labors* by John Harris (Author), Gary Baseman (Illustrator). This story book dives deep into this mythological hero and his action-packed adventures.

#### Share with us –

Have fun and share your creations with us!



[education@samuseum.org](mailto:education@samuseum.org)

@sama\_art

@sanantoniomuseumofart

#SAMAshares