
















Purple Room  
Ms. Shelly & Ms.  
Elizabeth



The Academy  
Manhattan Beach

Theme	Monday	Tuesday	Wednesday	Thursday	Friday	Special Notes
<b>Summer Treats/Picnic</b> 				<b>1 Cupcake Liner Ice Cream</b> The children will paint two cupcake liners and glue them together to make an ice cream cone.	<b>2 Popsicle Craft</b> 	<b>LETTER OF THE WEEK:</b> <b>R</b>
<b>Circus/Carnival</b> 	<b>5 Fork Lion</b> 	<b>6 Caramel Apple Paper Plate</b> The children will make a caramel apple with colored paper and beads for decoration.	<b>7 Elephant Sponge</b> The children will decorate elephants with sponge paint  <b>Water Day</b> 	<b>8 Clown Hat</b> 	<b>9 Octopus Handprint</b> The children will use purple paint to make a handprint octopus. They will then draw a face.	<b>LETTER OF THE WEEK:</b> <b>S</b>
<b>Wild West</b> 	<b>12 Horse Shoe</b> The children will dot paint a horseshoe.	<b>13 Watercolor Desert</b> 	<b>14 Cowboy Boot</b> The children will paint a cowboy boot	<b>15 Paper Plate Snake</b> The children will paint a paper plate with green and then glue googly eyes to the plate.	<b>16 Handprint Cactus</b> The teacher will paint children's hand green to create a cactus print. Then they will add rice for texture.	<b>LETTER OF THE WEEK:</b> <b>T</b>
<b>Inventions/Robots</b> 	<b>19 The Light Bulb</b> 	<b>20 Paper Plate Car Craft</b> The children will glue colored paper onto a paper plate.  <b>Water Day</b> 	<b>21 Popsicle Stick Airplane Craft</b> The children will build customized airplanes with popsicle sticks and various shapes.	<b>22 Build a Robot</b> 	<b>23 Telephone</b> The children will decorate their own telephones by gluing numbers for the dial and coloring with crayon.	<b>LETTER OF THE WEEK:</b> <b>U</b>
<b>Dinosaurs</b> 	<b>26 Dinosaur Fossils</b> The children will make salt dough using various ingredients and make dinosaur imprints on the fossil.	<b>27 Dinosaur Eggs</b> 	<b>28 Dinosaur Skin</b> The children will use bubble wrap to create the texture of dinosaur skin.	<b>29 Food Dinosaur</b> 	<b>30 Closed</b>  <b>Institute Day</b>	<b>LETTER OF THE WEEK:</b> <b>V</b>