







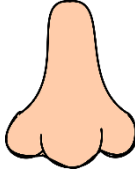















Weekly Theme	Monday	Tuesday	Wednesday	Thursday	Friday	Special Notes
<b>Me and My School</b> 	<b>2 CLOSED FOR</b> 	<b>3 Me</b> 	<b>4 My Family</b> 	<b>5 My Friends</b> Children will paint their hands and press on paper overlapping fingers with a friend to create a different color.	<b>6 My School</b> 	<b>Letter of the Week:</b> <b>Bb</b> <b>Number of the Week:</b> <b>10</b> <b>Sight word of the week:</b> Me
<b>My 5 Senses/Emotions</b> 	<b>9 See</b> 	<b>10 Hear</b> 	<b>11 Taste</b> Students will be tasting different types of snacks. After each tasting, the children will write a word from the list of description words next to items tasted.	<b>12 Smell</b> 	<b>13 Feel</b> 	<b>Letter of the Week:</b> <b>Dd</b> <b>Number of the Week:</b> <b>11</b> <b>Sight word of the week:</b> In
<b>Fall and Leaves</b> 	<b>16 Summer to Fall</b> Children will experiment with dye and leaves to observe how water travels through leaves.	<b>17 Leaves Changing Colors</b> 	<b>18 Fall Weather</b> 	<b>19 Trees</b> 	<b>20 Acorns</b> 	<b>Letter of the Week:</b> <b>Ff</b> <b>Number of the Week:</b> <b>12</b> <b>Sight word of the week:</b> The
<b>Apples and Pumpkins</b> 	<b>23 Apples</b> 	<b>24 Apple Picking</b> 	<b>25 Apples and Pumpkins</b> 	<b>26 Pumpkins</b> 	<b>27 Pumpkin Pie</b> Children will use construction paper, orange popsicle sticks and cotton balls to make their own popsicle stick pumpkin pie.	<b>Letter of the Week:</b> <b>Hh</b> <b>Number of the Week:</b> <b>13</b> <b>Sight word of the week:</b> Is
	<b>30</b>	