

Report #460093

## 1951 Chevrolet Fleetline



## Summary

I have inspected this 1951 Chevrolet Fleetline and made note of any issues I found below.

Starting my inspection with the exterior of the vehicle, I found that there are minor misc scratches around the vehicle. Normal for age and most too small to see in photos. The underside has been undercoated. The undercoating can hide rust. The rockers have excessive body filler in them. There is heavy body filler usage evident in the quarter panels. The vehicle shows heavy body filler used throughout the exterior. There are paint chips on the leading edge of the of the hood. There is a crack in the paint on the hood and there are no hood hinges. All four wheels show an amount of wear consistent with the age of the vehicle.

Moving to the interior of the vehicle, I found that the horn button is located underneath the dashboard on the drivers side. There is light wear to the seats. Normal for age. The carpet shows normal wear consistent with age. The clock does not work. The radio does not work. The chrome on the dashboard is pitted, see pictures. The dash lights do not appear to be working, but it was a bright day. They should be checked when its darker. The headliner shows areas of sagging and will need to be either re-glued or replaced to be fixed. The fuel tank in the trunk appears to be a boat fuel tank. I found that both windows travel smoothly up and down in their tracks.

Going on to inspect the mechanical components of the vehicle, I noticed that the power steering pump is making noise. This will require further diagnosis. The engine shows active oil leaks. The engine should be pressure washed off and rechecked to verify source of the leak or all leaks. Looking under the hood I found that the vehicle's serviceable fluids are at their proper level and are a healthy color. The vehicle is equipped with an aftermarket muffler system. All four tires are an appropriate size for the vehicle. All four tires have a sufficient amount of tread depth left and show an even wear pattern.

On my road test of the vehicle, I observed that the engine has a misfire present. There are many things that can cause this and it will require further diagnosis. I found that the transmission shifts as designed with no harsh engagements or slipping. The steering is responsive and the suspension is firm and the vehicle handles well. The brake pedal is firm and no pulsation is felt when applying the brakes.

See below and pictures for more information.

### Inspection Info

Please take 100+ photos and a walk around video. Note that these photos will be used in an on-line auction so please be sure to include (in addition to the usual inspection photos) photos that show the entire car – ¾ views of the front, rear and side photos along with photos that show the full engine and photos of the interior and underneath. Please be sure to have pleasing back grounds that do not include additional people. For the walk around video, please no talking and take in a landscape view (no portrait) with the engine running. Keep in mind when inspecting and writing up that this vehicle is an antique. Also please reach out to the owner of the vehicle prior to the inspection to confirm date/time/location, etc. Thanks!










### Vehicle Information

Year	1951
Make	Chevrolet
Model	Fleetline
VIN	Jad368238
Stock No.	N/A
Mileage	85637
Engine Cylinders	8 Cylinder
Exterior Color	Maroon
Interior Color	Black
Interior Material	Vinyl
Engine Number	N/A
Transmission Number	N/A
Fuel Type	Gas


















### Drivetrain

Transmission	Automatic
Drive Type	Rear Wheel Drive

















### Road Test

Road Test	 Good
Engine Starting Easily	 Good
Engine running well after Started	 Issues
Engine had a misfire while driving. There are many things that can cause this. It will require further diagnosis and repairs.	
Transmission performance	 Good
Differential Performance	 Good
Wheel Bearing Performance	 Good
Braking Performance	 Good
Suspension Performance	 Good
Steering Performance and Alignment	 Good

## Exterior










Body Panel Alignment	 Good
Scratches	 Issues
There are minor misc scratches around the vehicle. Normal for age and most too small to see in photos.	
Paint Condition	 Good
Seals	 Good
Rust	 Issues
The underside has been undercoated. The undercoating can hide rust.	
Exterior Lights	 Good
Power Door Mirrors	 Good
Underbody/Frame Condition	 Good
Glass	 Good
Floors	 Good
Rockers	 Issues
The rockers have excessive body filler in them.	
Quarter Panels	 Issues
There is heavy body filler usage evident in the quarter panels.	
Body Filler Used	 Issues
The vehicle shows heavy body filler used throughout the exterior.	
Hood	 Issues
There are paint chips on the leading edge of the of the hood. There is a crack in the paint on the hood and there are no hood hinges.	
Doors	 Good
Dings	 Good
Dents	 Good

## Interior




Steering Wheel	 Issues
The steering wheel shows some wear and tear as seen in pics. Normal for age.	
Horn	 Issues
The horn button is located underneath the dashboard on the drivers side.	
Seat Condition	 Issues
There is light wear to the seats. Normal for age.	
Clock	 Issues
The clock does not work.	
Radio/Navigation/DVD	 Issues
The radio does not work.	
Inner Door Panels	 Good
Dash	 Issues
The chrome on the dashboard is pitted, see pictures.	
Dash Lights Working	 Issues
The dash lights do not appear to be working, but it was a bright day. They should be checked when its darker.	
Carpet	 Issues
The carpet shows normal wear consistent with age.	
Floor Mats	 Good
Signs of Smoking?	 Good
Headliner	 Issues
The headliner shows areas of sagging and will need to be either re-glued or replaced to be fixed.	
Instrument Cluster/Gauges	 Good
Unusual Odors	 Good
Window Function	 Good
Interior Trim	 Good









## Mechanical

Air Filter	 Good
Battery Condition	 Good
Charging System	 Good
Cooling Fan Condition Mechanical/Electronic	 Good
Hoses and Clamps Age/Cracking	 Good
Radiator Condition	 Good
Engine Coolant Condition	 Good
Belts	 Good
Power Steering System	 Issues






The power steering pump is making noise.

Power Steering Fluid Condition	 Good
Engine Oil Condition	 Good
Engine Oil Leaks	 Issues

The engine shows active oil leaks. The engine should be pressure washed off and rechecked to verify source of the leak or all leaks.

Transmission Fluid Condition	 Good
Transmission Fluid Leaks	 Good
Brake System Condition	 Good
Brake Fluid Leaks	 Good
Differential leaks	 Good
Muffler System	 Issues

The vehicle is equipped with an aftermarket muffler system.

CV Boots and Joints	 Good
Shocks and bushings Condition. Leaking?	 Good
Ball Joints and Tie Rods	 Good
Radiator Cap Sealing Properly	 Good
Coolant Leaks	 Good

## Tire / Wheels

Manufacturer	
Driver's Front Tire	Futura
Passenger's Front Tire	Futura
Driver's 1st Axle Outer Tire	Futura
Passenger's 1st Axle Outer Tire	Futura
Size	
Driver's Front Tire	225/70/15
Passenger's Front Tire	225/70/15
Driver's 1st Axle Outer Tire	225/70/15
Passenger's 1st Axle Outer Tire	225/70/15
Tire Condition	
Driver's Front Tire	No Issues
Passenger's Front Tire	No Issues
Driver's 1st Axle Outer Tire	No Issues
Passenger's 1st Axle Outer Tire	No Issues
Wheel Condition	
Driver's Front Tire	Scratches
Driver's 1st Axle Outer Tire	Scratches
Passenger's Front Tire	Scratches
Passenger's 1st Axle Outer Tire	Scratches
Tire Tread	
Driver's Front Tire	8/32
Passenger's Front Tire	8/32
Driver's 1st Axle Outer Tire	9/32
Passenger's 1st Axle Outer Tire	8/32
Spare Tire	
	Yes

## Vehicle Images




































































sagging headliner







**no back window trim**






headliner










**headliner**






**headliner**














passenger door panel crack




hood damage

















**bubble in paint about 2 inches**






paint chips passenger door





chip on quarter panel





screw by windshield






paint chips



chips on door edge



chip on top of drivers door





crack in work of hood





















**fuel tank**





trunk



**fuel tank in trunk**





**bottom of drivers door**





chips on drivers door jan















drivers door post prior work





tape on back seat









carpet pieced together















carpet not fitted to the car













passenger dooe panel loose



















**BODY NUMBER**

JAD368238



























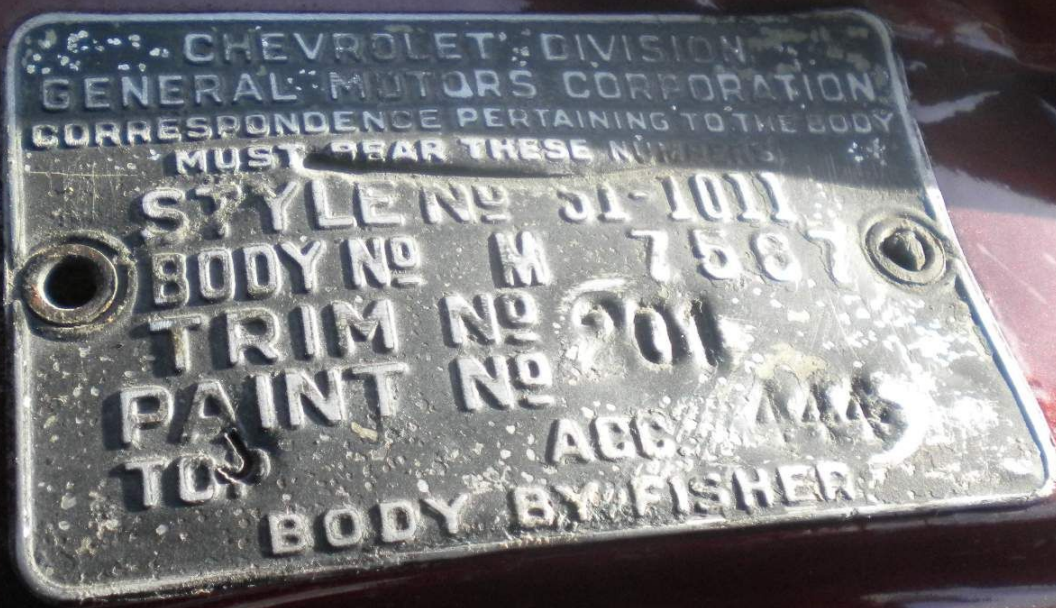












CHEVROLET DIVISION  
GENERAL MOTORS CORPORATION  
CORRESPONDENCE PERTAINING TO THE BODY  
MUST BEAR THESE NUMBERS

STYLE NO 51-1011

BODY NO M 7587

TRIM NO 901

PAINT NO 7445

BODY BY FISHER