














October



Theme	Monday	Tuesday	Wednesday	Thursday	Friday	Special Notes
Outer Space	Children will use scissors to cut squares depicting images that begin with the letter of the week (Ee). They will color the images and place them inside their letter of the week art folder.	1 Alien Art 	2 Fold Over Earth Painting 	3 Shining Sun 	4 Rocket Ship Names 	E
	7 Firefighter Hat 	8 Woodsy Fire 	9 F is For Firefighter 	10 Fire Truck 	11 Children will find the picture that rhymes with the word the teacher calls out	
Fire Safety						F
Halloween	14 Frankenstein's Monster 	15 Spooky Ghost  Picture Day 	16 Children will use cards depicting various numbers of Halloween images on each (Varying between numbers 1-15) and they will clip a clothespin onto the correct amount. Picture Day 	17 Halloween Necklace 	18 Halloween Costume Drawing 	G
Nighttime/Nocturnal Animals	21 Bat in the Night Sky 	22 Children will practice finding, tracing and writing the sight word of the week (it) and use it in a sentence.	23 Paper Plate Raccoon 	24 Nocturnal Eyes 	25 Puppet Owl 	H
My Community	28 Letter of the Week Painting 	29 Doctor Kit 	30 When I Grow Up... 	31 Children will cut squares with numbers 15-20 and glue them next to the corresponding number fire trucks. Halloween Parade at 10:30	Firehouse Dog 	I