



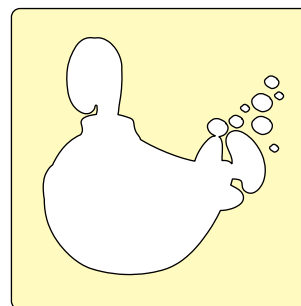







# Shapes

## Instructions:

1. Draw a line from the object on the left with its outline on the right.



Visit anyJCPL Branch or [pageafterpage.org](http://pageafterpage.org) to learn more about encouraging your child's educational success.