

Report #505579

1970 AMC AMX



## Summary

This vehicle is a survivor and has been owned by the owner since 1975 with its life primarily served in California. As expected, the seats will need to be reupholstered and the original carpet has been faded and is brittle given its age. Overall dashboard representation is good, but the heat has taken its toll on the dashboard towards the windshield where it is wavy. The wood applique on the front of the dash is in great condition, all stock, but will need to be re-glued to make adhesive to the panel it attaches to. A period correct steering wheel and column are overall in good condition but there is a short in the horn so when the steering wheel turns, the horn will softly blow. No reverse lights luminated. All brake lights, and headlights and turn signals worked. The underside shows areas of minor surface rust. See pictures.

The engine compartment and trunk areas are in really good condition. Solid metal surrounds this car with some dents and dings. The passenger door does not line up with the body when completely shut and will need adjusting. the right front fender has a lot of paint pitting. The window sweeps are brittle. The cranks work the windows up and down. I could not get the wipers to turn on. The vehicles front end camber is negative likely due to some weakened control arms or bushings.

Shift engagement is good, but there is evidence of lifter tick in the stock 390 engine. No exhaust issues however and the engine sounded strong. Oil was at level, so too was the transmission fluid and radiator levels. The tires are dry rotted on the sidewalls. The headliner is in tact but sags. All instrumentation is stock with a period correct original radio. See below and pictures for more info.

## Vehicle Information


Year	1970
Make	AMC
Model	AMX
VIN	0000a0c397x113418
Stock No.	
Mileage	96119
Interior Color	Tan
Interior Material	Vinyl
Engine Cylinders	8 Cylinder
Exterior Color	Orange
Fuel Type	Gas

## Drivetrain

Transmission	Automatic
Drive Type	Rear Wheel Drive

## Road Test

Road Test


 Issues

It was engaged in gear, and put in reverse to be back up. the tires are terribly dry rotted, the cogged belts are cracked pretty badly, excessive lifter tick, did not want to put stress on motor.

Engine Starting Easily

 Good

Engine running well after Started

 Issues

Lifter tick.

## Exterior

Wiper Blades	Issues
Will need to be replaced	
Windshield Washer	Issues
Will need to have liquid added to the OE bag. Did not perform.	
Body Panel Alignment	Issues
Passenger door not flush with body when closed.	
Scratches	Issues
Minor scratches due to age and use.	
Paint Condition	Issues
Overall paint match and flow however, there are many areas of this car that will require paint repair.	
Seals	Issues
Door sweeps and door gaskets could stand replacement	
Rust	Issues
The underside shows areas of minor surface rust. See pictures.	
Exterior Lights	Issues
Reverse lights did not illuminate	
Power Door Mirrors	Good
Bumpers	Issues
Minor patina but overall in good shape	
Underbody/Frame Condition	Good
Glass	Good
Floors	Good
Rockers	Good
Quarter Panels	Good
Body Filler Used	Good
Hood	Issues
Minor dents located on this car with a loose chrome trim piece	
Doors	Issues
Passenger door alignment is off and has a lot of dings	
Dings	Issues
























## Interior

Steering Wheel	Issues
Original OE wheel but with where and a few cracks	
Horn	Issues
Will honk when turning the wheel	
Seat Condition	Issues
Will need to be reupholstered	
Seat Belts	Good
Radio/Navigation/DVD	Good
Inner Door Panels	Issues
some trim pieces are loose and will and will separate when the door shuts	
Center Console	Issues
Overall good, missing courtesy light at the end of it	
Dash	Issues
Overall in good shape but has been warped due to excessive heat.	
Dash Lights Working	Good
Heater	Good
Carpet	Issues
original but faded and brittle	
Floor Mats	Good
Signs of Smoking?	Good
Headliner	Issues
Intact but sags	
Blower Motor	Issues
Could not get to turn on when moving the switches	
Instrument Cluster/Gauges	Good
Unusual Odors	Good
Window Function	Good
Interior Trim	Issues
courtesy light lense at the end of the center console is missing	
Sun Visors	Issues
Thread coming off at seams	



Passenger door has the worst presentation of minor dings	
Dents	Issues
The hood of the car has some minor dents and would require proper PDR to pull out	
Chrome	Issues
Minor patina evident in areas of the chrome plated parts	

## Mechanical

Air Filter	 Good
Battery Condition	 Good
Charging System	 Good
Cooling Fan Condition Mechanical/Electronic	 Good
Hoses and Clamps Age/Cracking	 Good
Radiator Condition	 Good
Engine Coolant Condition	 Good
Belts	 Issues
Are crackly and should be replaced	
Power Steering System	 Good
Power Steering Fluid Condition	 Good
Engine Oil Condition	 Good
Engine Oil Leaks	 Good
Transmission Fluid Condition	 Good
Transmission Fluid Leaks	 Good
Brake System Condition	 Good
Brake Fluid Leaks	 Good
Differential leaks	 Good
Muffler System	 Good
CV Boots and Joints	 Good
Shocks and bushings Condition. Leaking?	 Issues
Front suspension likely fatigued. some compressed bushings	
Ball Joints and Tie Rods	 Issues
Could be reason camber is negative in the front	
Radiator Cap Sealing Properly	 Good
Coolant Leaks	 Good

## Tire / Wheels

Manufacturer	
Driver's Front Tire	Michelin
Passenger's Front Tire	Miche
Driver's 1st Axle Outer Tire	Michelin
Passenger's 1st Axle Outer Tire	Michelin
Size	
Driver's Front Tire	FR/73/14
Passenger's Front Tire	FR/73/14
Driver's 1st Axle Outer Tire	FR/73/14
Passenger's 1st Axle Outer Tire	FR/73/14
Tire Condition	
Driver's Front Tire	Dry Rot
Passenger's Front Tire	Dry Rot
Driver's 1st Axle Outer Tire	Dry Rot
Passenger's 1st Axle Outer Tire	Dry Rot
Wheel Condition	
Driver's Front Tire	Scratches
Driver's 1st Axle Outer Tire	Scratches
Passenger's Front Tire	Scratches
Passenger's 1st Axle Outer Tire	Scratches
Tire Tread	
Driver's Front Tire	4/32
Passenger's Front Tire	4/32
Driver's 1st Axle Outer Tire	4/32
Passenger's 1st Axle Outer Tire	4/32
Spare Tire	
	Yes

## Vehicle Images































IMPORTANT INFORMATION - THIS CAR EQUIPPED WITH  
**AIR COMPUTER**  
APPROVED BY CALIFORNIA AIR RESOURCES BOARD  
TUNE UP CHOICE (RHS)  
1. DO NOT REMOVE AIR COMPUTER WHEN ADJUSTING  
2. DO NOT REMOVE YELLOW VACUUM DELAY VALVE  
3. DO NOT REMOVE DISTRIBUTOR AIR LINE IN DOLE  
4. CLEAN AIR COMPUTER VALVES ONLY  
5. REPLACE VACUUM DELAY VALVE ONLY  
6. TUNE & RETARD FROM 1400 RPM  
7. SET AT 1400 RPM OR 1400 RPM  
8. SET TIMING TO FACTORY  
9. SET IDLE AIR RATIO 14:1  
10. SET IDLE 600 RPM (AUTO)


























































A0C397X113418






































Owner's Initial Protective Maintenance  
Suggested by:

*Walker Bros., Inc.*

After 1000 miles of driving we suggest that the  
engine OIL and oil filter be CHANGED  
and a SERVICE INSPECTION be performed.

Because of varying local driving conditions we believe  
it is important for you to give us the opportunity  
to have your NEW RAMBLER for the above  
described service.

Our sincere desire to do all we can to assure you  
the satisfaction with your NEW RAMBLER.

Call for an appointment  
Service Department  
2-0112

# American Motors

BEN  
949 Lank  
VOLTA

ATE






































































































































































































































































































































































































































































































FR 78-14  
TUBELESS RADIAL


























































































IMPORTANT INFORMATION—THIS CAR EQUIPPED WITH  
**AIR COMPUTER**  
APPROVED BY CALIFORNIA AIR RESOURCES BOARD  
TUNE UP CHOICE (RHS)  
1. DO NOT REMOVE AIR COMPUTER WHEN ADJUSTING  
2. DO NOT REMOVE YELLOW VACUUM DELAY VALVE  
3. DO NOT REMOVE DISTRIBUTOR AIR COMPUTER VALVE  
4. CLEAN AIR COMPUTER VALVES ONLY  
5. REPLACE VACUUM DELAY VALVE ONLY  
6. TUNE UP RETARD FROM 1400 RPM TO 1000 RPM  
7. SET AT 1400 RPM OR 1400 RPM  
8. SET TIMING TO FACTORY  
9. SET IDLE AIR RATIO 14:1  
10. SET IDLE 600 RPM (AUTO)









































































































Owner's Initial Protective Maintenance  
Suggested by:

*Walker Bros., Inc.*

After 1000 miles of driving we suggest that the  
engine OIL and oil filter be CHANGED  
and a SERVICE INSPECTION be performed.

Because of varying local driving conditions we believe  
it is important for you to give us the opportunity  
to have your NEW RAMBLER for the above  
described service.

Our sincere desire to do all we can to assure you  
the satisfaction with your NEW RAMBLER.

Call for an appointment  
Service Department  
2-0112

# American Motors

BEN  
949 Lank  
VOLTA

ATE

































































































































































































































































































































































































































ca 875 24-70 cca 700

**PREMIUM**

2011

1 2 3 4 5 6 7 8 9 10 11 12 13 14 15 16 17 18 19 20 21 22 23 24 25 26 27 28 29 30 31 32 33 34 35 36 37 38 39 40 41 42 43 44 45 46 47 48 49 50 51 52 53 54 55 56 57 58 59 60 61 62 63 64 65 66 67 68 69 70 71 72 73 74 75 76 77 78 79 80 81 82 83 84 85 86 87 88 89 90 91 92 93 94 95 96 97 98 99 100

MRKT. BY C. CORBIN, KENTUCKY 40701

LEAD ACID BATTERY

Made in USA

**ANGER/POISON A PELIGRO/VENENO**

KEEP OFF THE REACH OF CHILDREN. / TENIR À L'ÉLOI DE LA PORTEE DES ENFANTS. / MANTENER EL ALCANCE DE LOS NIÑOS.

DO NOT OPEN THE BATTERY COVER. / NE PAS OUVRIR LE COUVERCLE DE LA BATTERIE. / NO ABRIRE LA TAPA DE LA BATERIA.

DO NOT REMOVE THE BATTERY CAPS. / NE PAS ENLEVER LES Bouchons DE LA BATTERIE. / NO QUITAR LAS TAPAS DE LA BATERIA.

DO NOT POUR ANY LIQUID ONTO THE BATTERY. / NE PAS VERSER DE LIQUIDE SUR LA BATTERIE. / NO VERTER NINGUN LIQUIDO EN LA BATERIA.

DO NOT INHALE THE BATTERY VAPORS. / NE PAS INHALER LES VAPEURS DE LA BATTERIE. / NO INHALAR LAS VAPORES DE LA BATERIA.

DO NOT TOUCH THE BATTERY TERMINALS. / NE PAS TOUCHER LES bornes DE LA BATTERIE. / NO TOCAR LAS bornas DE LA BATERIA.

DO NOT SHORT CIRCUIT THE BATTERY. / NE PAS COURT-CIRCUITER LA BATTERIE. / NO CORTOCIRCUITAR LA BATERIA.

DO NOT DISPOSE OF THE BATTERY IN A FIRE. / NE PAS JETER LA BATTERIE DANS UN FEU. / NO DEPOSITAR LA BATERIA EN UN FUEGO.


DO NOT RECHARGE THE BATTERY. / NE PAS RECHARGER LA BATTERIE. / NO RECARGAR LA BATERIA.

DO NOT REPAIR THE BATTERY. / NE PAS REPARER LA BATTERIE. / NO REPARAR LA BATERIA.

DO NOT ATTEMPT TO REPAIR THE BATTERY. / NE PAS TENTER DE REPARER LA BATTERIE. / NO INTENTAR REPARAR LA BATERIA.

DO NOT ATTEMPT TO REPAIR THE BATTERY. / NE PAS TENTER DE REPARER LA BATTERIE. / NO INTENTAR REPARAR LA BATERIA.













































































FR 78-14  
TUBELESS RADIAL











































