


# Phoenix Battery Charger

[www.victronenergy.com](http://www.victronenergy.com)



**Phoenix Charger  
12 V 30 A**

### Adaptive 4-stage charge characteristic: bulk – absorption – float – storage

The Phoenix Charger features a microprocessor controlled 'adaptive' battery management system that can be preset to suit different types of batteries. The 'adaptive' feature will automatically optimise the process relative to the way the battery is being used.

### The right amount of charge: variable absorption time

When only shallow discharges occur (a yacht connected to shore power for example) the absorption time is kept short in order to prevent overcharging of the battery. After a deep discharge the absorption time is automatically increased to make sure that the battery is completely recharged.

### Preventing damage due to excessive gassing: the BatterySafe mode (see fig. 2 below)

If, in order to quickly charge a battery, a high charge current in combination with a high absorption voltage has been chosen, the Phoenix Charger will prevent damage due to excessive gassing by automatically limiting the rate of voltage increase once the gassing voltage has been reached (see the charge curve between 14,4 V and 15,0 V in fig. 2 below).

### Less maintenance and aging when the battery is not in use: the Storage mode (see fig. 1 & 2 below)

The storage mode kicks in whenever the battery has not been subjected to discharge during 24 hours. In the storage mode float voltage is reduced to 2,2 V/cell (13,2 V for 12 V battery) to minimize gassing and corrosion of the positive plates. Once a week the voltage is raised back to the absorption level to 'equalize' the battery. This feature prevents stratification of the electrolyte and sulphation, a major cause of early battery failure.

### To increase battery life: temperature compensation

Every Phoenix Charger comes with a battery temperature sensor. When connected, charge voltage will automatically decrease with increasing battery temperature. This feature is especially recommended for sealed batteries and/or when important fluctuations of battery temperature are expected.

### Battery voltage sense

In order to compensate for voltage loss due to cable resistance, Phoenix Chargers are provided with a voltage sense facility so that the battery always receives the correct charge voltage.

### Universal 90-265 V AC input voltage range and also suitable for DC supply (AC-DC and DC-DC operation)


The chargers will accept a 90-400 V DC supply.

### Computer interface

Every Phoenix Charger is ready to communicate with a computer through its RS-485 data port. Together with our VEConfigure software, which can be downloaded free of charge from our [website www.victronenergy.com](http://www.victronenergy.com) and the data link MK2-USB (see accessories), all parameters of the chargers can be customised.

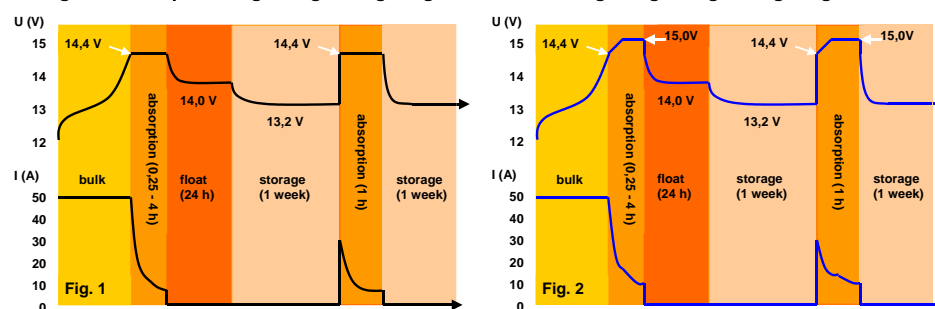
### Learn more about batteries and battery charging

To learn more about batteries and charging batteries, please refer to our book 'Energy Unlimited' (available free of charge from Victron Energy and downloadable from [www.victronenergy.com](http://www.victronenergy.com)). For more information about adaptive charging please look under Technical Information on our website.



**Phoenix Charger  
24 V 25 A**

### Charge curves: up to the gassing voltage (fig.1), and exceeding the gassing voltage (fig.2)



| Phoenix Charger                    | 12/30                   | 12/50   | 24/16   | 24/25   |
|------------------------------------|-------------------------|---------|---------|---------|
| Input voltage range (V AC)         | 90-265                  |         |         |         |
| Input voltage range (V DC)         | 90-400                  |         |         |         |
| Frequency (Hz)                     | 45-65                   |         |         |         |
| Power factor                       | 1                       |         |         |         |
| Charge voltage 'absorption' (V DC) | 14,4                    | 14,4    | 28,8    | 28,8    |
| Charge voltage 'float' (V DC)      | 13,8                    | 13,8    | 27,6    | 27,6    |
| Storage mode (V DC)                | 13,2                    | 13,2    | 26,4    | 26,4    |
| Charge current house batt. (A) (2) | 30                      | 50      | 16      | 25      |
| Charge current starter batt. (A)   | 4                       | 4       | 4       | 4       |
| Charge characteristic              | 4 stage adaptive        |         |         |         |
| Battery capacity (Ah)              | 100-400                 | 200-800 | 100-200 | 100-400 |
| Temperature sensor                 | √                       | √       | √       | √       |
| Can be used as power supply        | √                       | √       | √       | √       |
| Forced cooling                     | √                       | √       | √       | √       |
| Protection (1)                     | a,b,c,d                 |         |         |         |
| Operating temp. range              | -20 to 60°C (0 - 140°F) |         |         |         |
| Humidity (non-condensing)          | max 95%                 |         |         |         |

#### ENCLOSURE

|                                     |  |  |  |  |
|-------------------------------------|--|--|--|--|
| Material & Colour                   | aluminium (blue RAL 5012)              |  |  |  |
| Battery-connection                  | M6 studs                               |  |  |  |
| AC-connection                       | screw-clamp 4 mm <sup>2</sup> (AWG 11) |  |  |  |
| Protection category                 | IP 21                                  |  |  |  |
| Weight kg (lbs)                     | 3,8 (8)                                |  |  |  |
| Dimensions (hwxwd in mm and inches) | 350x200x108 mm (13.8x7.9x4.3 inch)     |  |  |  |

#### STANDARDS

|                      |                           |  |  |  |
|----------------------|---------------------------|--|--|--|
| Safety               | EN 60335-1, EN 60335-2-29 |  |  |  |
| Emission Immunity    | EN 55014-1, EN 61000-3-2, |  |  |  |
| Automotive Directive | EN 55014-2, EN 61000-3-3  |  |  |  |
| Vibration            | IEC68-2-6:10-150Hz/1.0G   |  |  |  |

1) Protection key:  
a) Output short circuit  
b) Battery reverse polarity detection  
c) Battery voltage too high  
d) Temperature too high  
2) Up to 40°C (100°F) ambient



#### Battery Alarm

An excessively high or low battery voltage is indicated by an audible and visual alarm, and potential free contacts.



#### Phoenix Charger Control

The PCC panel provides remote control and monitoring of the charge process with LED indication of the charger status. In addition, the remote panel also offers output current adjustment that can be used to limit the output current and thus the power drawn from the AC supply. This is particularly useful when operating the charger from limited shore power or small gensets. The panel can also be used to change the battery charging parameters. The brightness of the LEDs is automatically reduced during night time. Connection to the charger is with a standard UTP-cable.



#### BMV-700 Battery Monitor

The BMV-700 Battery Monitor features an advanced microprocessor control system combined with high resolution measuring systems for battery voltage and charge/discharge current. Besides this, the software includes complex calculation algorithms, like Peukert's formula, to exactly determine the state of charge of the battery. The BMV-700 selectively displays battery voltage, current, consumed Ah or time to go.