

# FLEXmax™ 60/80

## Continuous MPPT Solar Charge Controllers



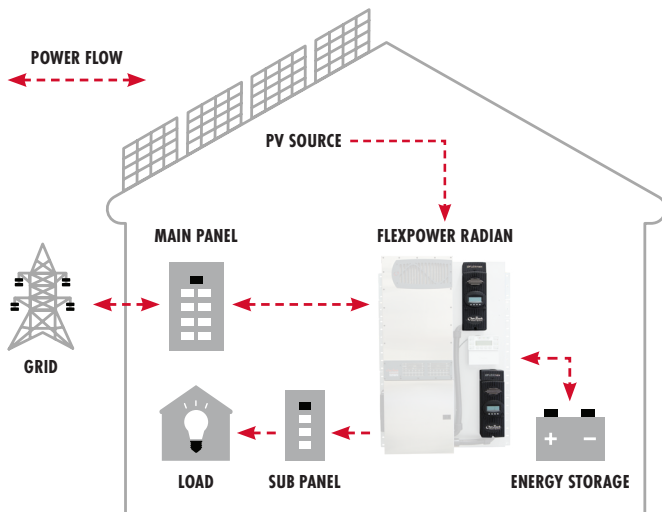
FLEXMAX 60

FLEXMAX 80

- Increases PV array output by up to 30%
- Advanced continuous maximum power point tracking
- Full power output in ambient temperature up to 104°F (40°C)
- Battery voltages from 12 to 60VDC
- Programmable auxiliary control output
- Built-in 128 days of data logging
- Standard 5 year warranty

### The FLEXmax™ family of charge controllers is the industry leading innovation in Maximum Power Point Tracking (MPPT) charge controllers from OutBack Power™.

The innovative FLEXmax MPPT software algorithm is both continuous and active, increasing your photovoltaic array power yield up to 30% compared to non-MPPT controllers. Thanks to active cooling and intelligent thermal management cooling, both FLEXmax charge controllers can operate at their full maximum current rating, 60 amps or 80 amps respectively, in ambient temperatures as high as 104°F (40°C). Included in all the FLEXmax charge controllers are the revolutionary features first developed by OutBack Power, including support for a wide range of nominal battery voltages and the ability to step down a higher-voltage solar array to recharge a lower-voltage battery bank. A built-in, backlit 80 character display shows the current status and logged system performance data for the last 128 days at the touch of a button. The integrated OutBack Power network communications allow FLEXmax series charge controllers to be remotely programmed and monitored using the MATE family of system displays and provide unrivaled complete system integration. FLEXmax MPPT charge controllers are the only choice when you demand a high performance, efficient and versatile charge controller for your advanced power system.



# FLEXmax™ 60/80 Specifications

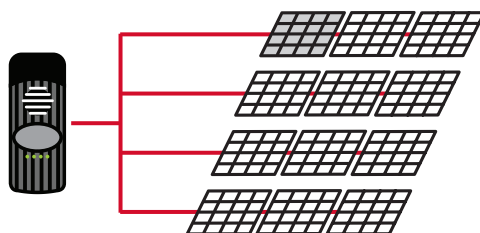
Models*:	FLEXmax 80 (FM80 to 150VDC)	FLEXmax 60 (FM60 to 150VDC)
<b>Nominal Battery Voltages:</b>	12, 24, 36, 48, or 60VDC (Single model, selectable via field programming at start-up)	12, 24, 36, 48, or 60VDC (Single model, selectable via field programming at start-up)
<b>Maximum Output Current:</b>	80A @ 104°F (40°C) with adjustable current limit	60A @ 104°F (40°C) with adjustable current limit
<b>NEC Recommended Solar Maximum Array STC Nameplate:</b>	<b>12VDC systems:</b> 1000W / <b>24VDC systems:</b> 2000W <b>48VDC systems:</b> 4000W / <b>60VDC systems:</b> 5000W	<b>12VDC systems:</b> 750W / <b>24VDC systems:</b> 1500W <b>48VDC systems:</b> 3000W / <b>60VDC systems:</b> 3750W
<b>PV Open Circuit Voltage (VOC):</b>	150VDC absolute maximum coldest conditions / 145VDC start-up and operating maximum	150VDC absolute maximum coldest conditions / 145VDC start-up and operating maximum
<b>Standby Power Consumption:</b>	Less than 1W typical	Less than 1W typical
<b>Power Conversion Efficiency:</b>	97.5% @ 80ADC in a 48VDC system (typical)	98.1% @ 60ADC in a 48VDC system (typical)
<b>Peak Efficiency:</b>	60VDC input w/48V battery at 53.1VDC (98.44%)	68VDC input w/48V battery at 52.8VDC (98.31%)
<b>CEC Weighted Efficiency:</b>	97.3% (at 48VDC)	97.3% (at 48VDC)
<b>Charging Regulation:</b>	Bulk, absorption, float, silent and equalization	Bulk, absorption, float, silent and equalization
<b>Voltage Regulation Set Points:</b>	13 to 80VDC user adjustable with password protection	13 to 80VDC user adjustable with password protection
<b>Equalization Charging:</b>	Programmable voltage setpoint and duration, automatic termination when completed	Programmable voltage setpoint and duration, automatic termination when completed
<b>Battery Temperature Compensation:</b>	Automatic with optional RTS installed / 5.0mV per °C per 2V battery cell	Automatic with optional RTS installed / 5.0mV per °C per 2V battery cell
<b>Voltage Step-Down Capability:</b>	Down convert from any acceptable array voltage to any battery voltage. <b>Example:</b> 72VDC array to 24VDC battery; 60VDC array to 48VDC battery	
<b>Programmable Auxiliary Control Output:</b>	12VDC output signal which can be programmed for different control applications (maximum of 0.2ADC)	12VDC output signal which can be programmed for different control applications (maximum of 0.2ADC)
<b>Status Display:</b>	3.1in (8cm) backlit LCD screen, 4 lines with 80 alphanumeric characters total	3.1in (8cm) backlit LCD screen, 4 lines with 80 alphanumeric characters total
<b>Remote Display and Controller:</b>	Optional MATE3s, MATE or MATE2	Optional MATE3s, MATE or MATE2
<b>Network Cabling:</b>	Proprietary network system using RJ-45 modular connectors with CAT5 cable (8 wires)	Proprietary network system using RJ-45 modular connectors with CAT5 cable (8 wires)
<b>Data Logging:</b>	<b>Last 128 days of operation:</b> amp-hours, watt-hours, time in float, peak watts, amps, solar array voltage, maximum battery voltage, minimum battery voltage and absorb time, accumulated amp-hours, and kWh of production	
<b>Operating Temperature Range:</b>	-40 to 60°C (power automatically derated above 40°C)	-40 to 60°C (power automatically derated above 40°C)
<b>Environmental Rating:</b>	Indoor Type 1	Indoor Type 1
<b>Conduit Knockouts:</b>	One 1in (25.4mm) on the back; One 1in (25.4mm) on the left side; Two 1in (25.4mm) on the bottom	One 1in (25.4mm) on the back; One 1in (25.4mm) on the left side; Two 1in (25.4mm) on the bottom
<b>Warranty:</b>	Standard 5 year, extended 10 year available	Standard 5 year, extended 10 year available
<b>Weight (lb/kg):</b>	<b>Unit:</b> 12.20 / 5.53 <b>Shipping:</b> 15.5 / 7	<b>Unit:</b> 11.65 / 5.3 <b>Shipping:</b> 14.9 / 6.8
<b>Dimensions H x W x D (in/cm):</b>	<b>Unit:</b> 16.25 × 5.75 × 4.5 / 41.3 × 14.6 × 11.4 <b>Shipping:</b> 19 × 9.5 × 8.5 / 48.3 × 24.1 × 21.6	<b>Unit:</b> 13.75 × 5.75 × 4.5 / 35 × 14.6 × 11.4 <b>Shipping:</b> 17 × 9.5 × 8.5 / 43.2 × 24.1 × 21.6
<b>Options:</b>	Remote Temperature Sensor (RTS), HUB4, HUB10.3, MATE, MATE2, MATE3s	Remote Temperature Sensor (RTS), HUB4, HUB10.3, MATE, MATE2, MATE3s
<b>Menu Languages:</b>	English and Spanish	English and Spanish
<b>Certifications:</b>	ETL Listed to UL1741, CSA C22.2 No. 107.1	ETL Listed to UL1741, CSA C22.2 No. 107.1

\*Use appropriate wire size in accordance with NEC.

## Low Voltage Charge Controller Advantage—Smaller string size reduces power output loss in the event of inadvertent module shading

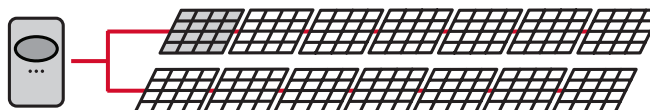
### OutBack Power FLEXmax 80 Charge Controller Lower Voltage Four-String, 3780W Array (315W Modules)

Shading of a single module affects one string, resulting in a power output loss of up to 25%



### Competitor Charge Controller Higher Voltage Two-String, 3780W Array (315W Modules)

Shading of a single module affects one string, resulting in a power output loss of up to 50%



an EnerSys® company

**Alpha Technologies Services, Inc.** 3767 Alpha Way, Bellingham, WA 98226  
Tel: +1 360 435 6030 Technical Support: +1 360 618 4363 Email: sales@outbackpower.com  
For more information visit: [www.outbackpower.com](http://www.outbackpower.com)

© 2022 EnerSys. All Rights Reserved. Trademarks and logos are the property of Alpha Technologies Services, Inc., EnerSys and its affiliates unless otherwise noted. Subject to revisions without prior notice. E. & O.E.

01/2022  
#980-00080-01-001 REV C