



PAYEERI KASUTUSJUHEND

ülekannete tegemiseks SOLARGROUPi
investorikonto kasutajatele **reg.solargroup.pro**

PÕHIKONTOLE RAHA ÜLEKANDEETAPID:

1. MAKSEMEETODI VALIMINE	2
2. PAYEERI KONTOLE ÜLEKANDE TEGEMINE.....	4
3. SOLARGROUPI INVESTORIKONTO PÕHIKONTOL TEHINGU LÕPETAMINE.....	9

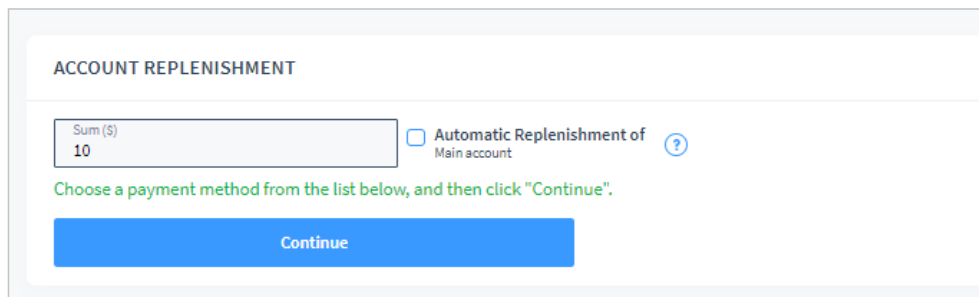
LISA

REGISTREERUMINE PAYEERI KESKKONNAS.....	12
---	----

1. MAKSEMEETODI VALIMINE

Kõik saadaolevad ülekandemeetodid on leitavad investorkonto alajaotises **Pangandus**, vaheaknal **Vahendite ülekannevõi** vajutades järgmisele veebilehile <https://reg.solargroup.pro/site/add-funds>.

Ülekandemeetodi valimiseks sisestage ülekandesumma **Vahendite ülekanne** väljale.

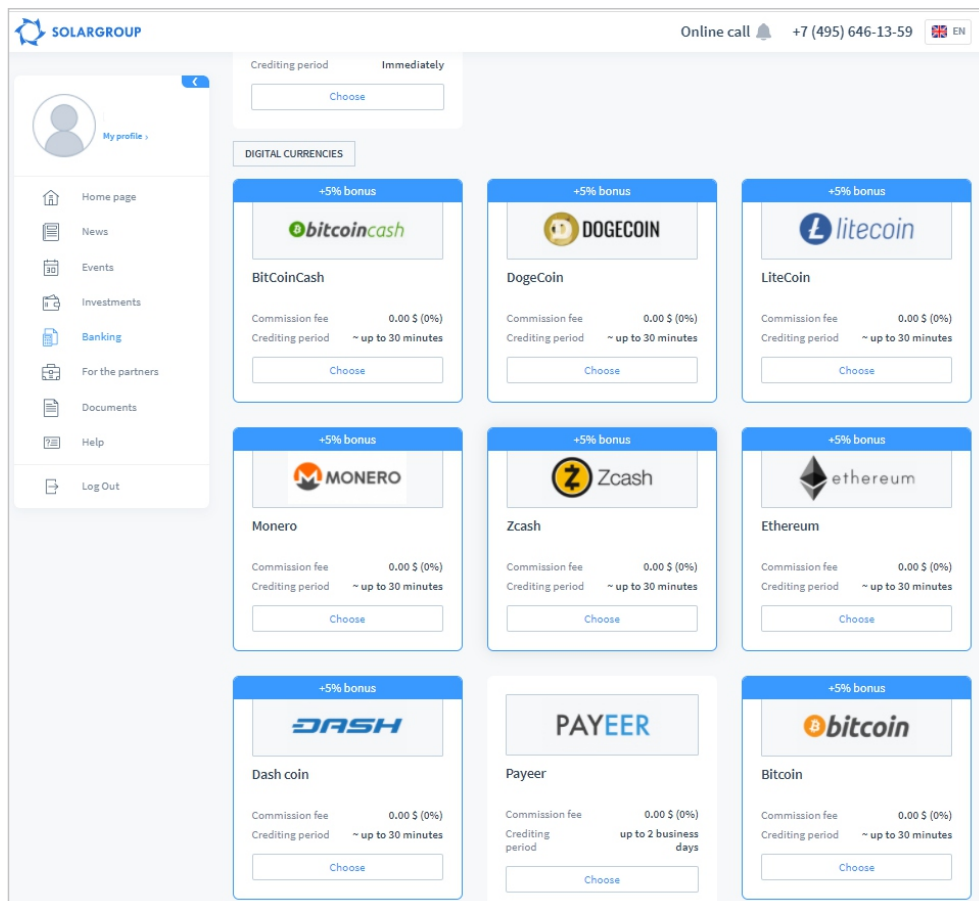


ACCOUNT REPLENISHMENT

Sum (\$) Automatic Replenishment of Main account ?

Choose a payment method from the list below, and then click "Continue".

Saadaolevate ülekandemeetodite loetelu:



SOLARGROUP Online call +7 (495) 646-13-59 EN

Crediting period: Immediately

DIGITAL CURRENCIES

Currency	Commission fee	Crediting period
BitcoinCash (+5% bonus)	0.00 \$ (0%)	~ up to 30 minutes
DogeCoin (+5% bonus)	0.00 \$ (0%)	~ up to 30 minutes
LiteCoin (+5% bonus)	0.00 \$ (0%)	~ up to 30 minutes
Monero (+5% bonus)	0.00 \$ (0%)	~ up to 30 minutes
Zcash (+5% bonus)	0.00 \$ (0%)	~ up to 30 minutes
Ethereum (+5% bonus)	0.00 \$ (0%)	~ up to 30 minutes
Dash coin (+5% bonus)	0.00 \$ (0%)	~ up to 30 minutes
Payeer	0.00 \$ (0%)	up to 2 business days
Bitcoin (+5% bonus)	0.00 \$ (0%)	~ up to 30 minutes



1. samm. Maksemeetodi valimine

Valige saadaolevatest ülekandemeetoditest **PAYEER** ja vajutage "**Valida**".

<p>+5% bonus</p> <p>DASH</p> <p>Dash coin</p> <p>Commission fee 0.00 \$ (0%)</p> <p>Crediting period ~ up to 30 minutes</p> <p>Choose</p>	<p>PAYEER</p> <p>Payeer</p> <p>Commission fee 0.00 \$ (0%)</p> <p>Crediting period up to 2 business days</p> <p>Choose</p>	<p>+5% bonus</p> <p>Bitcoin</p> <p>Bitcoin</p> <p>Commission fee 0.00 \$ (0%)</p> <p>Crediting period ~ up to 30 minutes</p> <p>Choose</p>
--	---	---

2. samm. Te saate maksekvisiidid ja lühiinfo.

Tutvuge hoolikalt ülekande tingimustega.

ACCOUNT REPLENISHMENT

Sum (\$) 10 Automatic Replenishment of Main account

PAYEER

Payeer

Commission fee 0.00 \$ (0%)

Crediting period up to 2 business days

1. Transfer the amount specified above in dollars to the recipient account: P1011000251
In the payeer system:
* Click "transfer"
* Enter P1011000251
*** IMPORTANT!!! In the comments, provide ONLY the e-mail address that you use in the back office!**
(providing redundant data will result in a returned payment!)
*The commission is paid by the sender

2. Attention! The accounts for receiving funds are changed occasionally!
Resending funds without checking the transfer details is prohibited and can lead to losing your money (we are not responsible for that). Start the procedure of adding funds via payeer from this page next time.

3. In case of an overpaid or underpaid amount, the payment will not be credited to the main account in the back office!

4. Make a screenshot of the transfer or keep the receipt until you get credit of funds confirmation.

5. After making the transfer, click "I HAVE ALREADY PAID"

You don't need to send any additional data! After clicking "I HAVE ALREADY PAID", you confirm successful transfer via payeer, after that we credit the payment to the main account in the back office.

It's been 24 hours but the money still hasn't been credited in the back office?
Contact technical support and provide the following details:
1) First and last names
2) Phone number
3) Email
4) Transfer amount
5) Transfer method: Payeer
6) Transfer date and time
7) Transfer screenshot made at step 4
8) Screenshot of your main account balance in the back office

I accept the conditions of the main account replenishment by means of Payeer

I have already paid

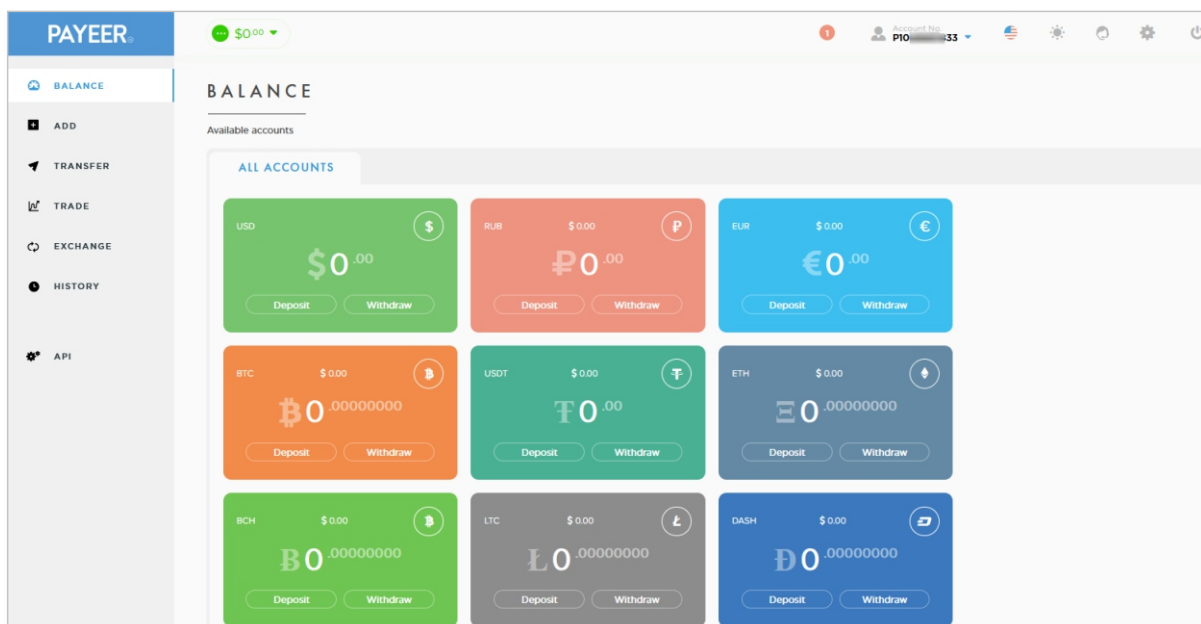
Pöörake tähelepanu! Tegemist ei ole välkmaksega, vahendid laekuvad teie kontole 2 kalendripäeva jooksul.

2. PAYEERI KONTOLE ÜLEKANDE TEGEMINE

Avage maksesüsteemi **PAYEER** ametlik veebileht <https://payeer.com/>

Kui teil on olemas **PAYEERI** maksesüsteemi rahakott, saate alustada tehinguga.


Kui te ei ole maksesüsteemi kasutaja, siis peate ennast registreerima — registreerumisprotseduur on kirjeldatud käesoleva juhendi lisas.





Kui teie kontol puuduvad vahendid või neid pole piisavalt, siis kande neid kontole teile sobivaimal viisil.

Saadaolevad ülekandemeetodid dollarites:


Bank Cards



VISA
from 3.99%



MasterCard
from 3.99%



Maestro
from 3.99%


Payment Methods



Bitcoin
0%



Ethereum
0%


Tether
0%


Litecoin
0%

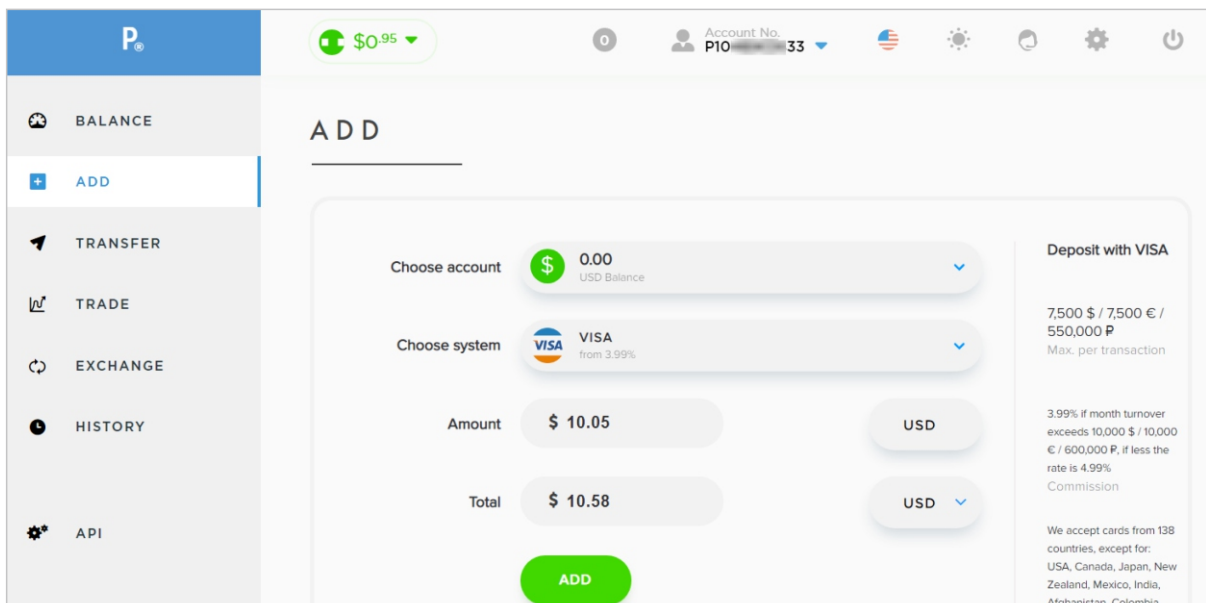

QIWI
from 4.99%


Advcash
0.5%


PerfectMoney
1%

PAYEER.COM rahakotti vahendite ülekandmine pangakaardi näitel:

- Sisestage ülekandesumma **koos PAYEERi vahendustasuga** + 0,5% ja vajutage "**Ülekande tegemine**".





- Kontrollige ülekandesumma üle ja vajutage "**Kinnitada**".

PAYEER BACK SUPPORT SERVICE ENGLISH

CONFIRM

Verify information and confirm invoice

Recipient:	payeer.com
Comments:	Add Funds to P1048805833 [userpayeer@mail.ru]
Order ID:	145111603
Amount:	10.05 \$
Method of payment:	VISA

TOTAL: **10.58 \$**

We may request additional confirmation of payment if you pay with this card for the first time. In this case, it will be necessary to upload a photo of the card and an identity document into a special form after payment.

BACK CONFIRM →

Pöörake tähelepanu! PAYEERi maksesüsteemist saate küsida täiendavaid maksekinnitusi.

- Sisestage oma pangakaardi andmed, kuhu soovite raha ülekanda, ja vajutage "**Maksa**".

Teid suunatakse teie internetipanka.



PAYEER BACK SUPPORT SERVICE ENGLISH

PAY NOW

We accept credit and debit cards

Comments: Add Funds to P1048805833 [userpayeer@mail.ru]
Order ID: 145111610 from 21.04.2021 22:46:48

AMOUNT: 10.58 \$

VISA MIP

CARD NUMBER (16 DIGITS)
XXXX XXXX XXXX XXXX

EXPIRY: MM / YY CARDHOLDER NAME: CARDHOLDER NAME

CVV/CVC: XXX
CVV or CVC is a three-digit code on the reverse side of the card.

- Kinnitage ülekandetehing saadud SMS-koodiga.

СБЕР БАНК **VISA** **SECURE**

Enter your code

Merchant: MT topup
Description:
Amount: **\$ 10.58 USD**
Date: 21/04/2021
Card number: **** * 3681

One-time code has been sent to your registered telephone number. Please wait for one-time code arrival and enter it to the code field.

Resend after 9 seconds

[Exit](#) [Help](#)



- Kui te kasutate **PAYEER.COM**, maksesüsteemi ülekande tegemiseks pangakaarti, läbige verifitseerimisprotseduur vastavalt kirjeldusele. Sama pangakaardiga korduva ülekande tegemisel pole verifitseerimine enam vajalik.

PAYEER. [BACK](#) [SUPPORT SERVICE](#) [PRINT](#) [ENGLISH](#)

PAYMENT


AUTHORIZATION SUCCESSFUL!

i Since this is your first payment with this card, we require an additional verification.

STEP 1 Place your card **427632*****3681** next to your passport or ID, and take a clear photo of docs. Attention, we do not accept scanned copies, we accept only photo, and we can require an additional verification - "photo of yourself with docs in your hands" for some reason.


STEP 2 Make sure that your all your personal details are well-readable in this photo.

STEP 3 Upload your photo in the form below, our agent will process your payment within 24 hours.

 Photo **bank card** next to your **passport**: Файл не выбран

Acceptable files: **.JPG, .PNG**

[+] add a file



<https://payeer.com/7n6t6o>

Using this link, you can upload your card's and passport's photo from your mobile phone

INFO

- You can hide some info on your card if you worry about privacy, however, make sure the first 6 and the last 4 digits on your card, the owner's name, are visible.
- Payment will be cancelled automatically within 72 hours if you do not upload the documents.

- Pärast verifikatsooni läbimist kantakse vahendid teie kontole. Selleks kulub tavaliselt paar tundi.

PAYMENT IS COMPLETE

Your account balance has been refilled



3. SOLARGROUPI INVESTORIKONTO PÕHIKONTOL TEHINGU LÕPETAMINE

1) Valige menüüst **"Ülekande tegemine"**. Kandke raha oma rahakotti, mis on märgitud SOLARGROUPi investorikontol.

Sisestage ülekande tegemiseks vajalikud andmed:

- **"Kontonumbri"** väljale kirjutage maksesaaja kontonumber, mille kopeerisite SOLARGROUPi investorikontolt antud juhendi 2. etpis;
- **"Kommentaari"** väljale kirjutage oma e-posti aadress, millega registreerusite SOLARGROUPi investorikontol. **"Kommentaari"** välja tekkimiseks vajutage väljale "... " pärast saaja numbrit);
- **"Summa"** väljale sisestage summa dollarites, mille märkisite SOLARGROUPi investorikontol arve moodustamisel, käesoleva juhendi 2. etapis.

TRANSFER

Choose system **P PAYEER** 0.5%

Templates **CHOOSE TEMPLATE...**

Account P1011000251

Comment SGinvestor@gmail.com

Protect code 1 Day

Amount \$ 10 USD

Total \$ 10.05 USD

SEND 10 \$



2) Kontrollige andmed üle ja vajutage nuppu "Ülekande tegemine".

Avage SOLARGROUPi investorkonto ja lõpetage makse vormistamine, pannes linnuke "Nõustun Payeeri maksetingimustega" ja vajutage "Olen juba maksnud".

Commission fee 0.00 \$ (0%)
Crediting period up to 2 business days

1. Transfer the amount specified above in dollars to the recipient account: P1011000251
In the payeer system:
* Click «transfer»
* Enter P1011000251
* **IMPORTANT!!!** In the comments, provide ONLY the e-mail address that you use in the back office!
(providing redundant data will result in a returned payment!)
*The commission is paid by the sender

2. Attention! The accounts for receiving funds are changed occasionally!
Resending funds without checking the transfer details is prohibited and can lead to losing your money (we are not responsible for that). Start the procedure of adding funds via payeer from this page next time.

3. In case of an overpaid or underpaid amount, the payment will not be credited to the main account in the back office!

4. Make a screenshot of the transfer or keep the receipt until you get credit of funds confirmation.

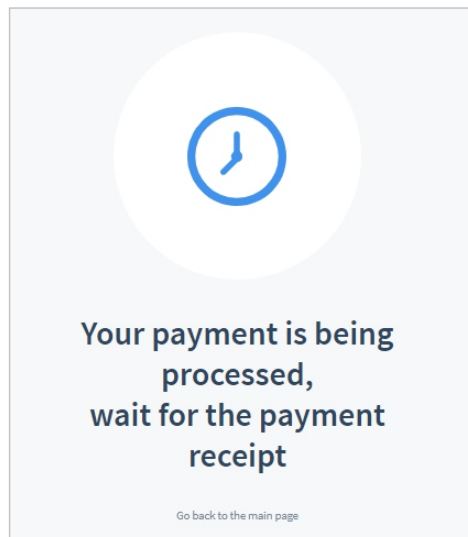
5. After making the transfer, click "I HAVE ALREADY PAID"
You don't need to send any additional data! After clicking "I HAVE ALREADY PAID", you confirm successful transfer via payeer, after that we credit the payment to the main account in the back office.

It's been 24 hours but the money still hasn't been credited in the back office?
Contact technical support and provide the following details:
1) First and last names
2) Phone number
3) Email
4) Transfer amount
5) Transfer method: Payeer
6) Transfer date and time
7) Transfer screenshot made at step 4
8) Screenshot of your main account balance in the back office

I accept the conditions of the main account replenishment by means of Payeer

I have already paid

Oodake makse laekumist (kuni 2 tööpäeva).



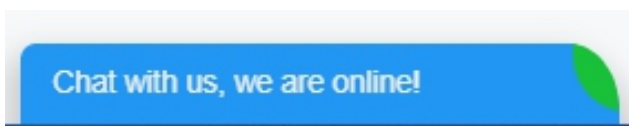
Kui raha pole laekunud 24 tunni jooksul ülekande sooritamisest, pöörduge investorikonto tehnilise toe poole või kirjutage sellest e-posti aadressile support@solargroup.pro.

Sõnumisse kirjutage järgmised andmed:

- 1) Ees- ja perekonnanimi
- 2) Telefoninumber
- 3) E-posti aadress
- 4) Ülekandesumma
- 5) Ülekandemeetod: PAYEER
- 6) Ülekande tegemise kuupäev ja kellaaeg
- 7) Ekraani kuvatõmmis 4. etapis tehtud ülekandest
- 8) Ekraani kuvatõmmis investorikonto põhikonto saldost
SOLARGROUP

(nagu on kirjeldatud SOLARGROUPi investorikonto juhendis)

Selline näeb välja vestlusakna ikoon:



arvutis

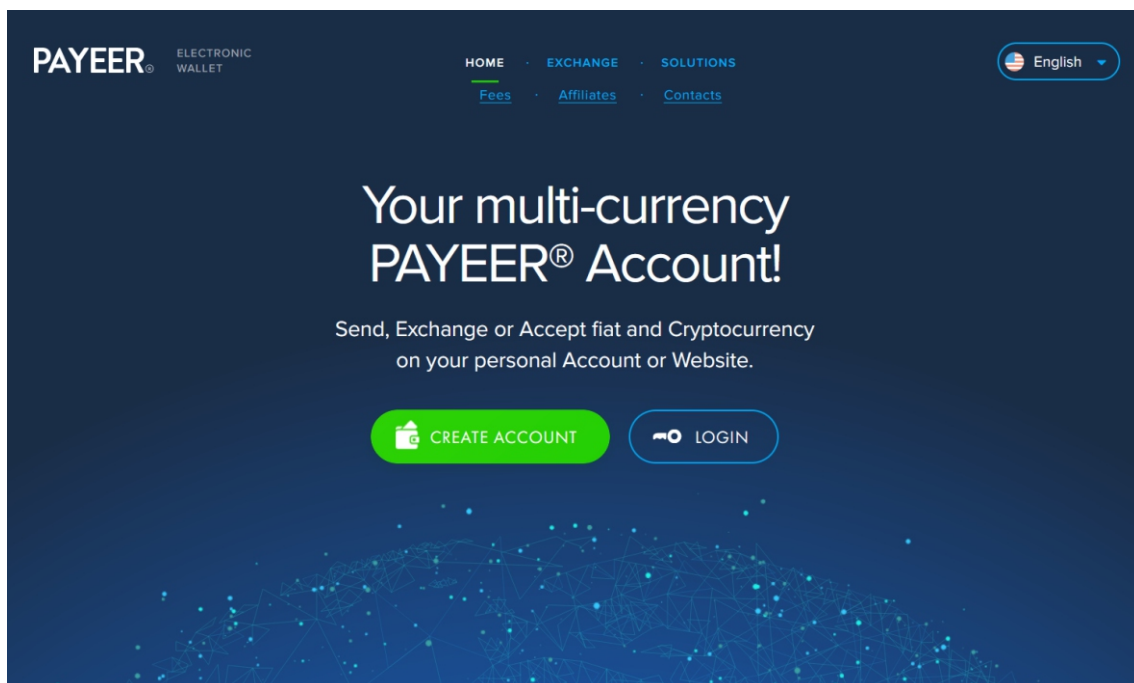


nutitelefonis

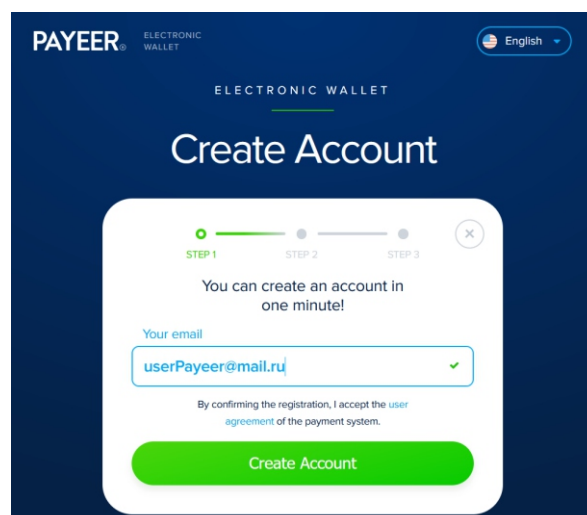
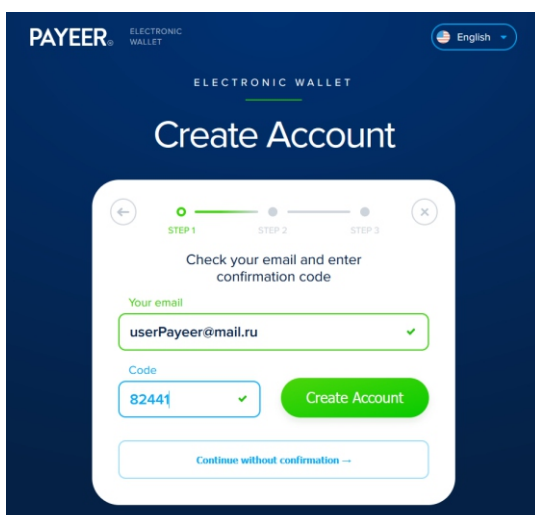
LISA

REGISTREERUMINE PAYEERI KESKKONNAS

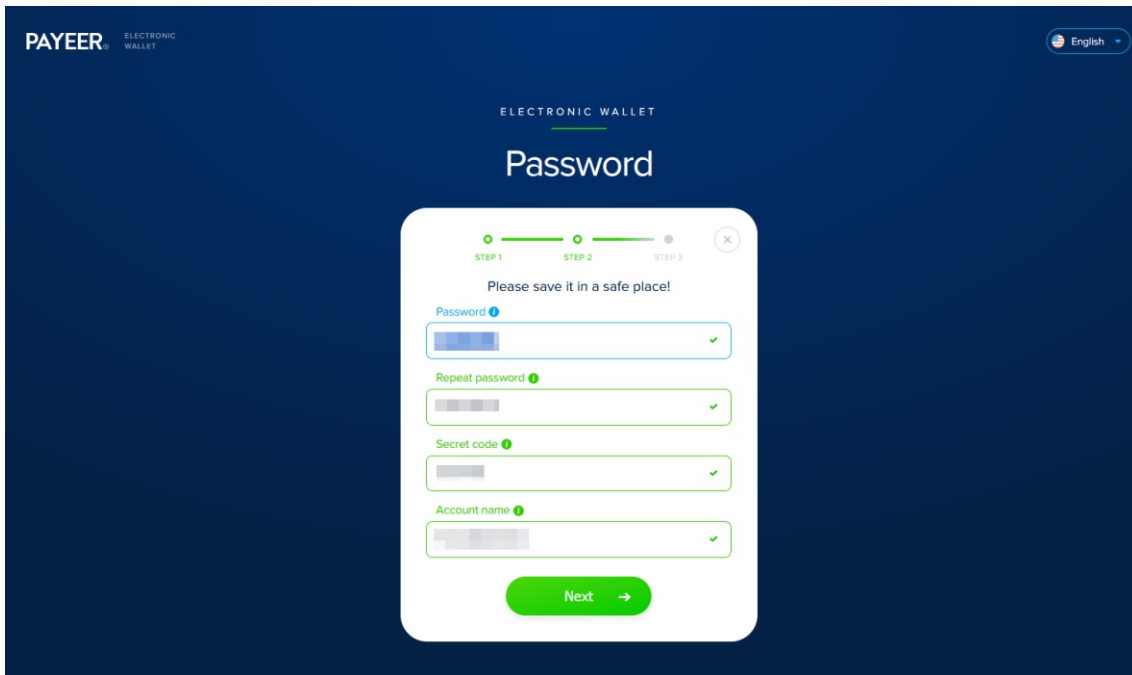
Veebilehel <https://payeer.com/>, registreerumise läbimiseks vajutage "**Konto loomine**" ja sisestage andmed.



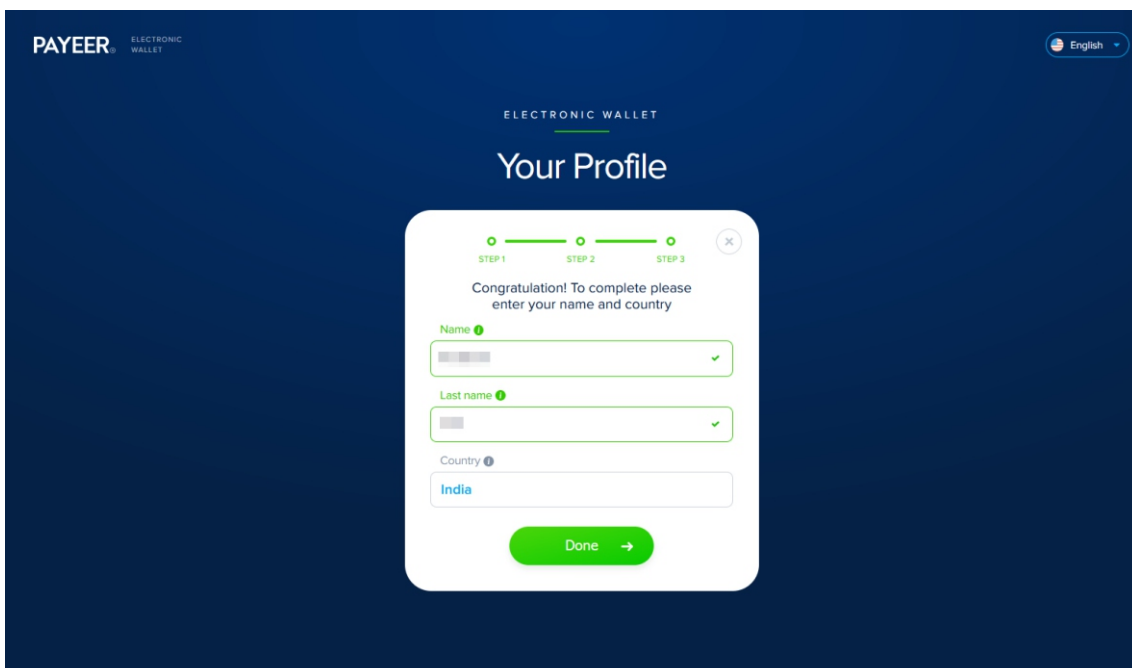
Sisestage oma e-posti aadress ja kinnitage see, sisestades väljale teie e-posti saadetud kinnituskoodi.



CSüsteem genereerib teie kontonumbri, parooli ja parooli taastamiskoodi. Salvestage need andmed turvalisse kohta!



Lisage profiili oma andmed.



Registreerimine on lõpule viidud, saate alustada keskkonna kasutamist.

